

# Townhouses in Villanova

## Q1 2026 Resale Report

1st January - 31st March 2026

Powered by  
**PROPERTY MONITOR**

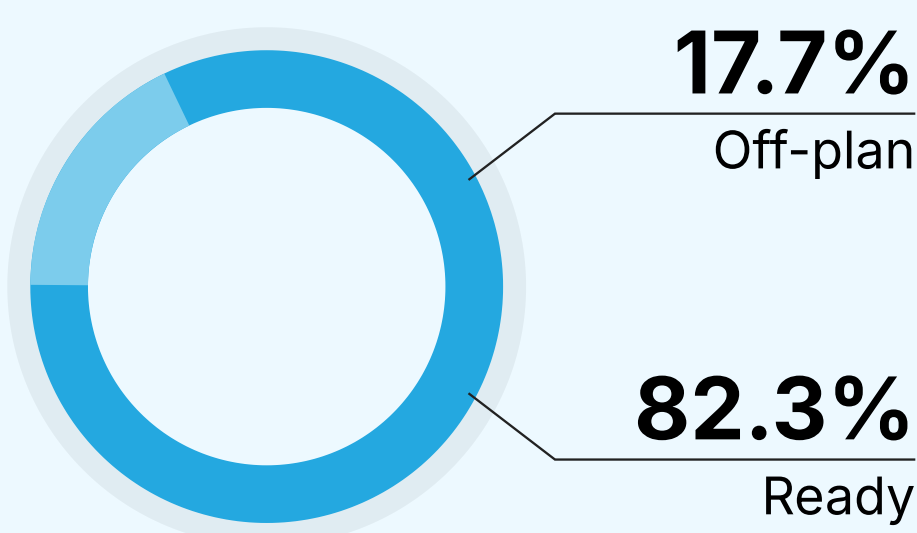
# AED 1,492

▲ **+6.8%**  
Average price per sq. ft  
Compared to Q1 2025

▼ **-49.2%**

**62** Resale Transactions

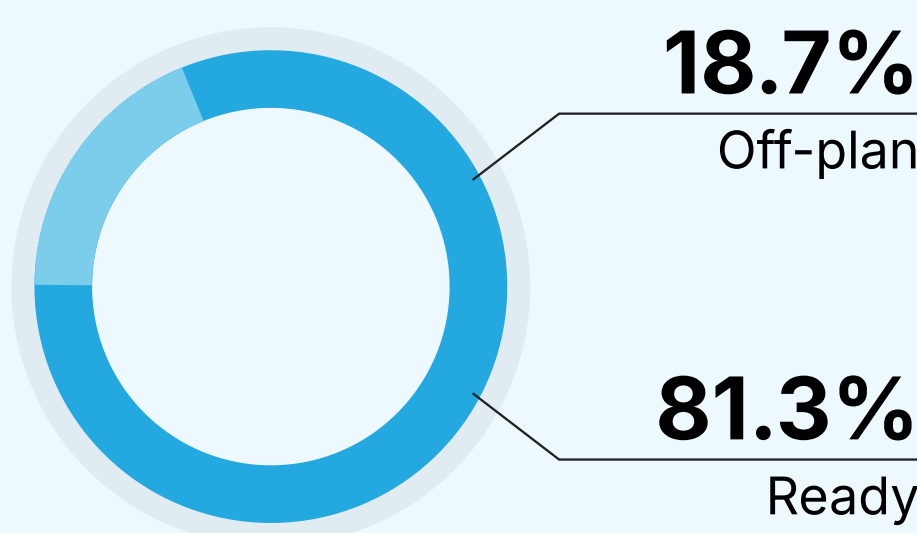
Transactions by Completion Status



▼ **-44.8%**

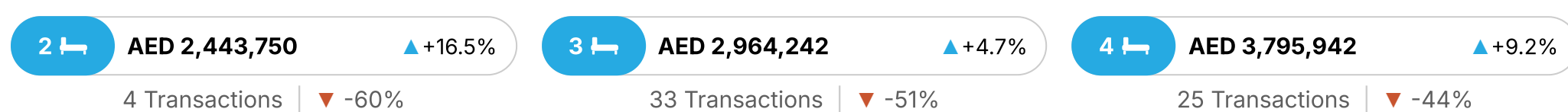
**AED 202.5M** Resale Value

AED Value by Completion Status



## Average Resale Price

1st January - 31st March 2026



*\*Not all recorded property transactions specify number of bedrooms*

## Rental Summary

(Includes short-term and long-term contracts)

# AED 81

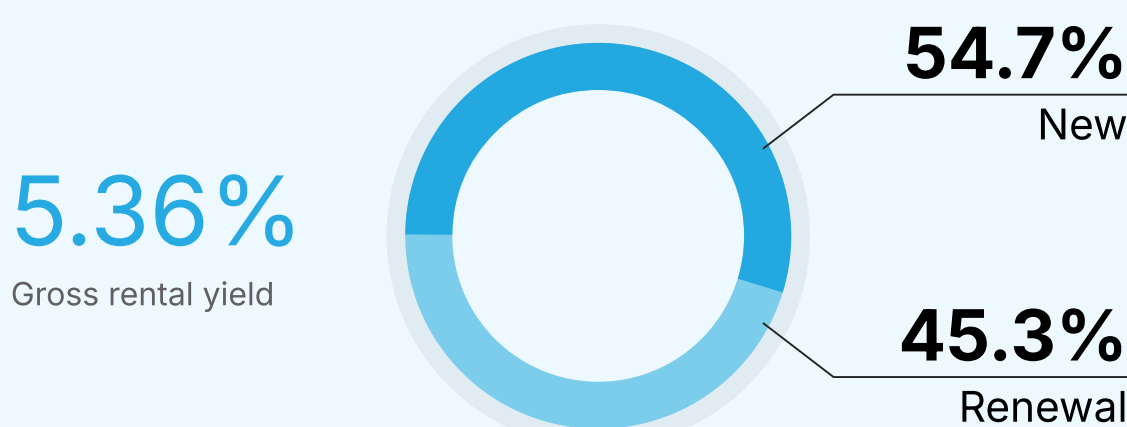
▲ **+5.2%**  
Average price per sq. ft  
Compared to Q1 2025

▼ **-24.5%**

**256** Rental Transactions

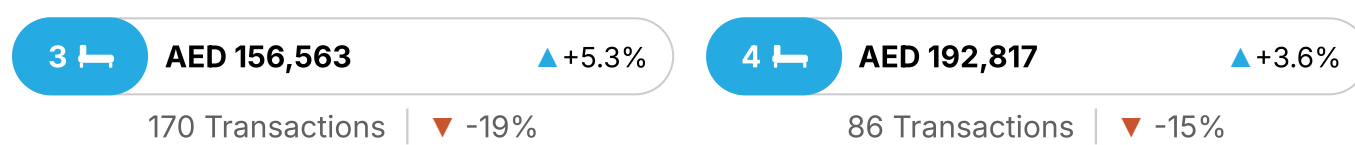
▼ **-19.2%**

**AED 43.2M** Total Rental Value



## Average Rental Price

1st January - 31st March 2026



*\*Not all recorded property transactions specify number of bedrooms*

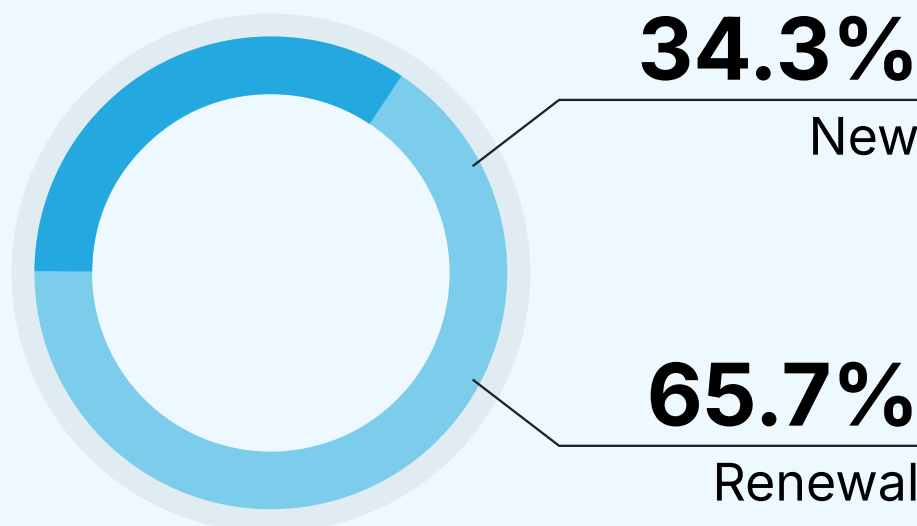
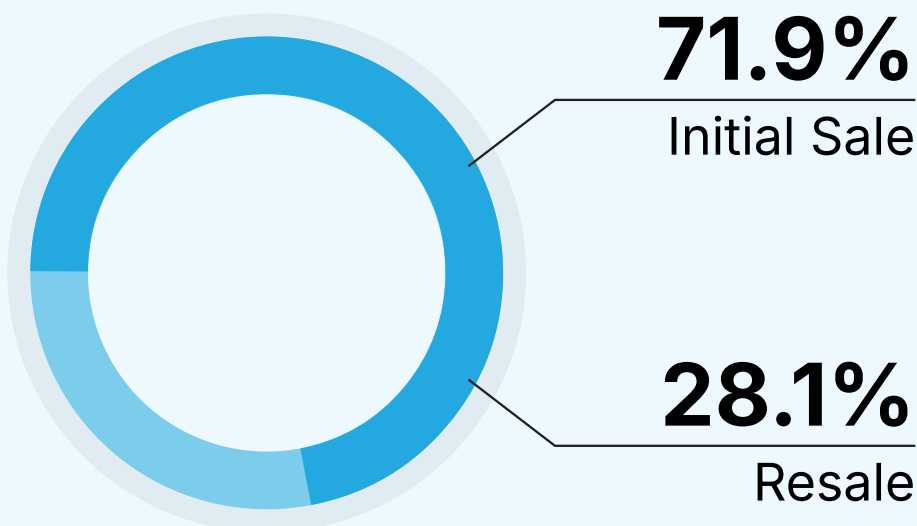
## Dubai Overall Market

# AED 139.122B

▲ **+21.5%** Total Sale Value

# AED 12.749B

▼ **-0.5%** Total Rental Value



▲ **+4.5%**

**44,229** Sale Transactions

▼ **-6.8%**

**144,515** Rental Transactions

