

Townhouses in Town Square

Q1 2026 Resale Report

1st January - 31st March 2026

AED 1,416

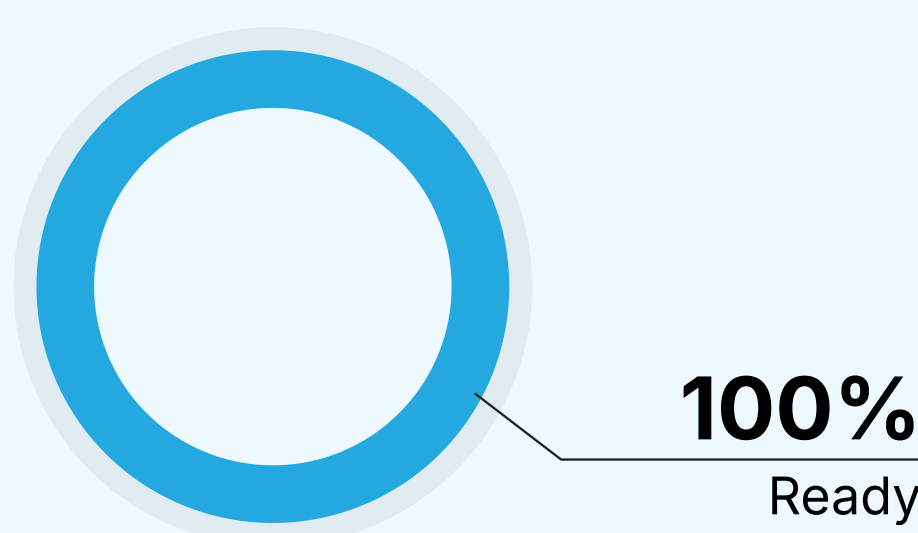
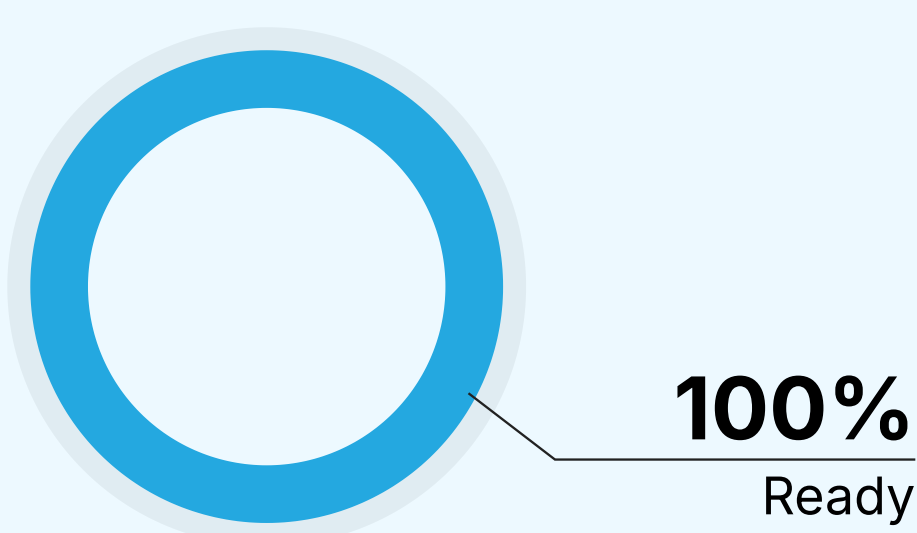
▲ **+18.2%**
Average price per sq. ft
Compared to Q1 2025

▼ **-6.2%**
76 Resale Transactions

Transactions by Completion Status

▲ **+12.2%**
AED 236.4M Resale Value

AED Value by Completion Status



Average Resale Price

1st January - 31st March 2026

3 ← **AED 2,894,077** ▲ **+15.3%**
52 Transactions | ▼ **-21%**

4 ← **AED 3,577,500** ▲ **+19.4%**
24 Transactions | ▲ **+60%**

**Not all recorded property transactions specify number of bedrooms*

Rental Summary

(Includes short-term and long-term contracts)

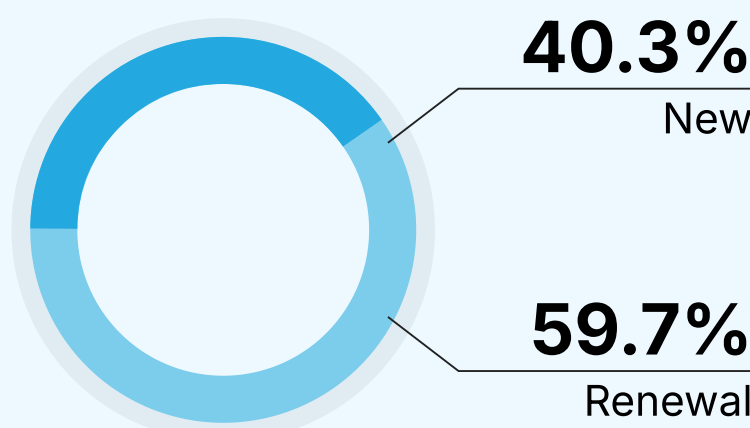
AED 70

▲ **+6.1%**
Average price per sq. ft
Compared to Q1 2025

▼ **-3.8%**
407 Rental Transactions

▲ **+1.3%**
AED 62.7M Total Rental Value

5.13%
Gross rental yield



Average Rental Price

1st January - 31st March 2026

3 ← **AED 146,895** ▲ **+5.9%**
307 Transactions | ▼ **-4%**

4 ← **AED 175,897** ▲ **+3.5%**
100 Transactions | ▼ **-3%**

**Not all recorded property transactions specify number of bedrooms*

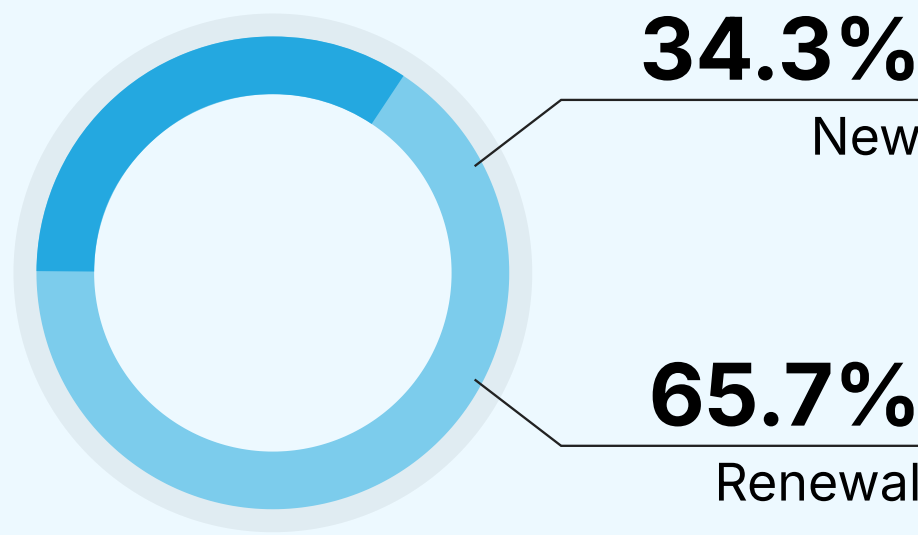
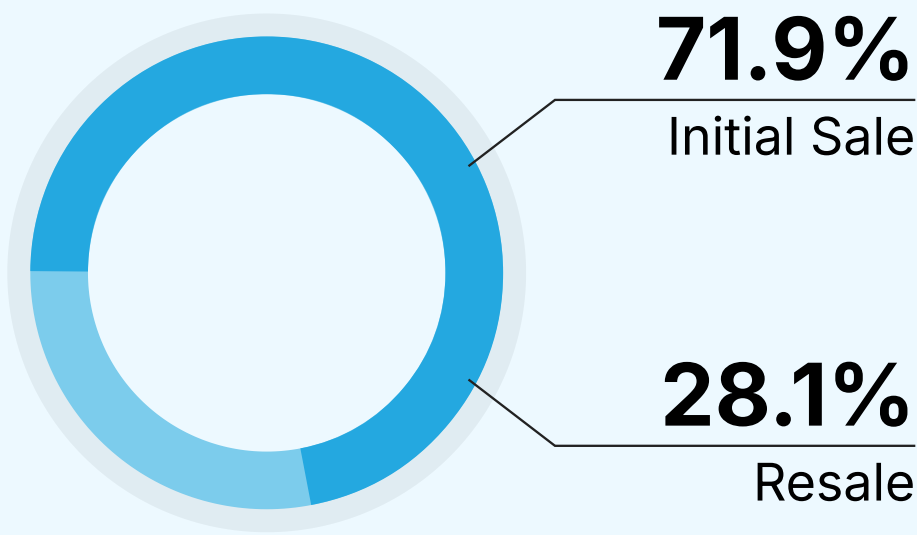
Dubai Overall Market

AED 139.122B

▲ **+21.5%** Total Sale Value

AED 12.749B

▼ **-0.5%** Total Rental Value



▲ **+4.5%**
44,229 Sale Transactions

▼ **-6.8%**
144,515 Rental Transactions

