

Townhouses & Villas in Tlal Al Ghaf

Q1 2026 Resale Report

1st January - 31st March 2026

AED 2,053

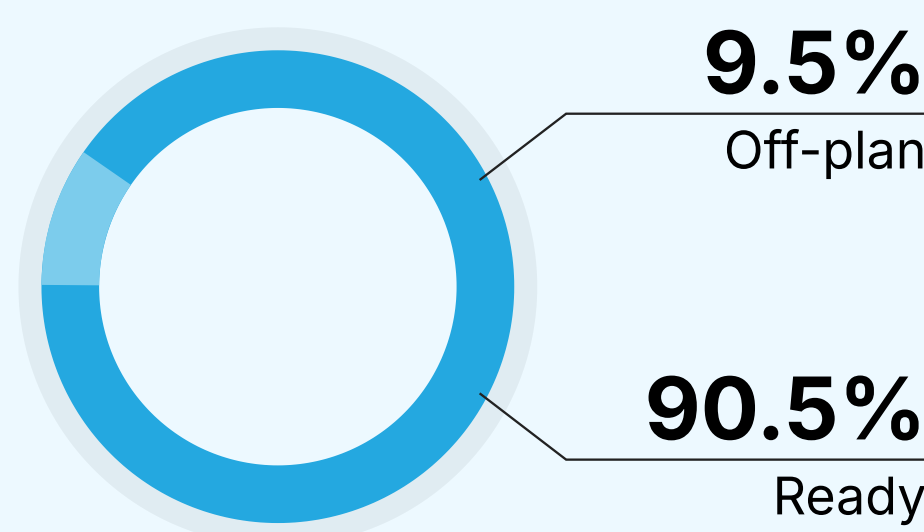
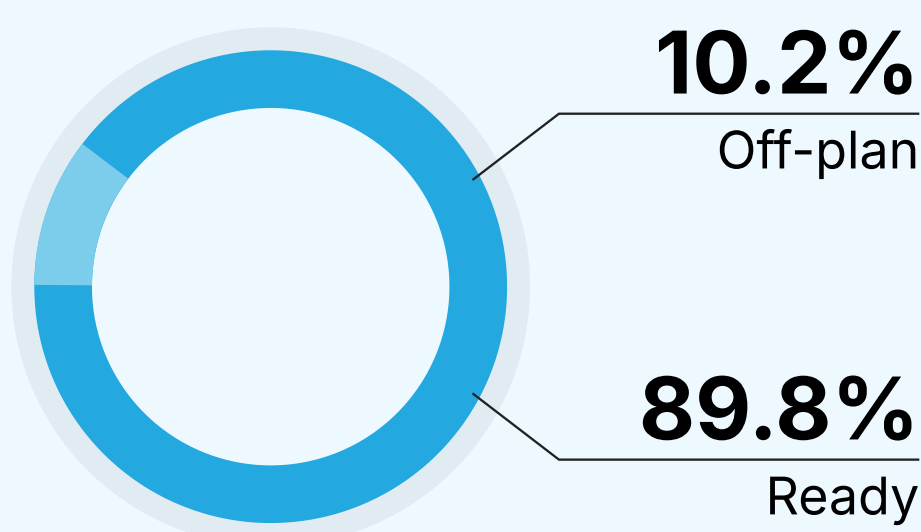
▲ +9.6%
Average price per sq. ft
Compared to Q1 2025

▼ -17%
88 Resale Transactions

Transactions by Completion Status

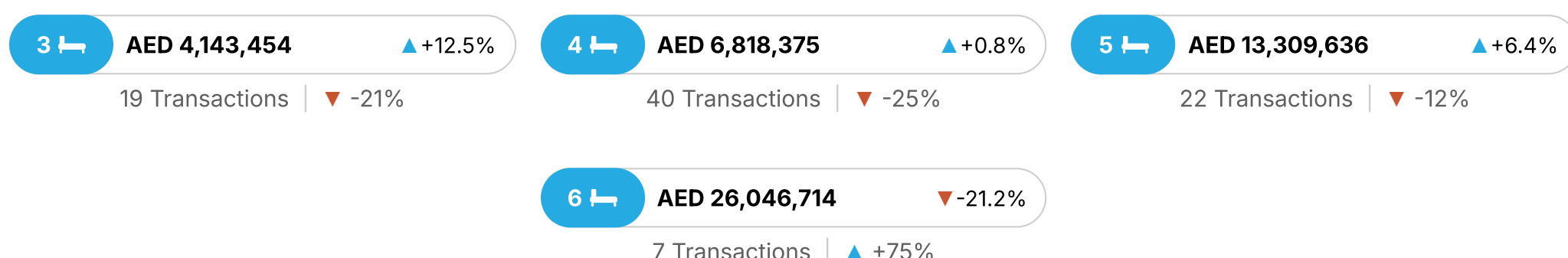
▼ -7.3%
AED 826.6M Resale Value

AED Value by Completion Status



Average Resale Price

1st January - 31st March 2026



*Not all recorded property transactions specify number of bedrooms

Rental Summary


(Includes short-term and long-term contracts)

AED 106

▲ +5%
Average price per sq. ft
Compared to Q1 2025

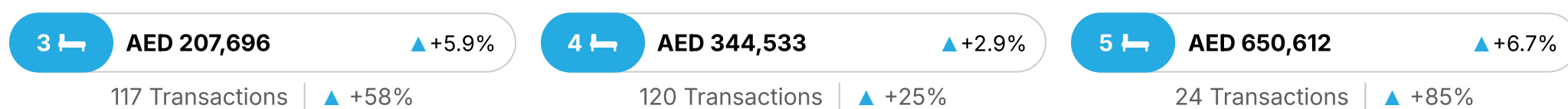
▲ +42.6%
261 Rental Transactions

▲ +48.9%
AED 81.3M Total Rental Value



Average Rental Price

1st January - 31st March 2026



*Not all recorded property transactions specify number of bedrooms

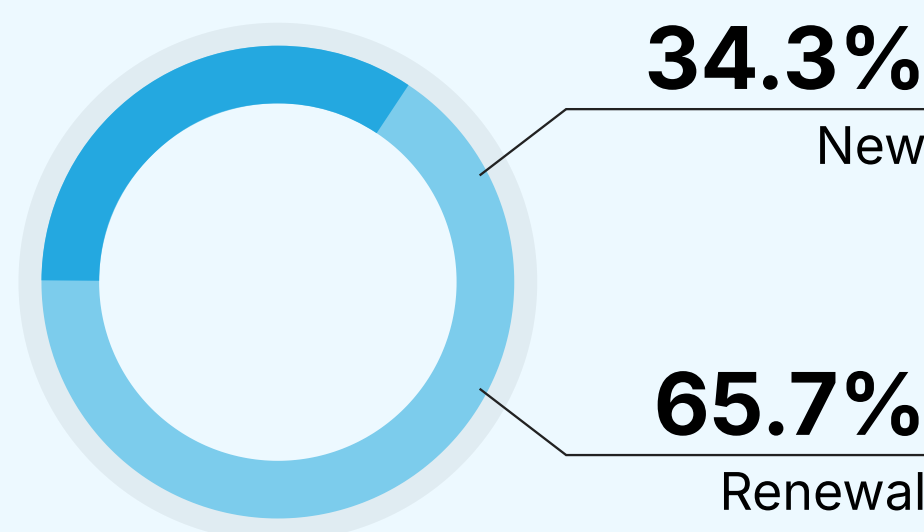
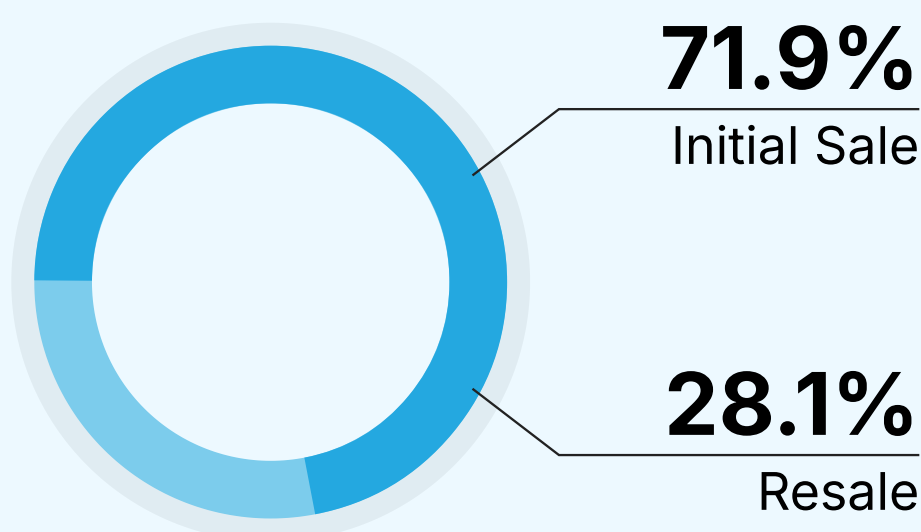
Dubai Overall Market

AED 139.122B

▲ +21.5% Total Sale Value

AED 12.749B

▼ -0.5% Total Rental Value



▲ +4.5%
44,229 Sale Transactions

▼ -6.8%
144,515 Rental Transactions

