

Townhouses in

The Valley

Q1 2026 Resale Report

1st January - 31st March 2026

Powered by
PROPERTY
MONITOR

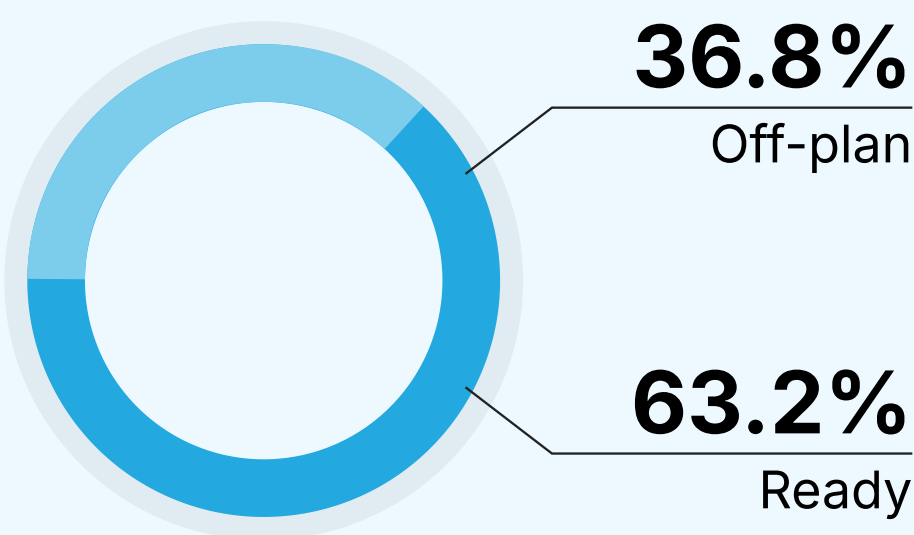
AED 1,377

▲ **+15.4%**
Average price per sq. ft
Compared to Q1 2025

▼ **-24%**

152 Resale Transactions

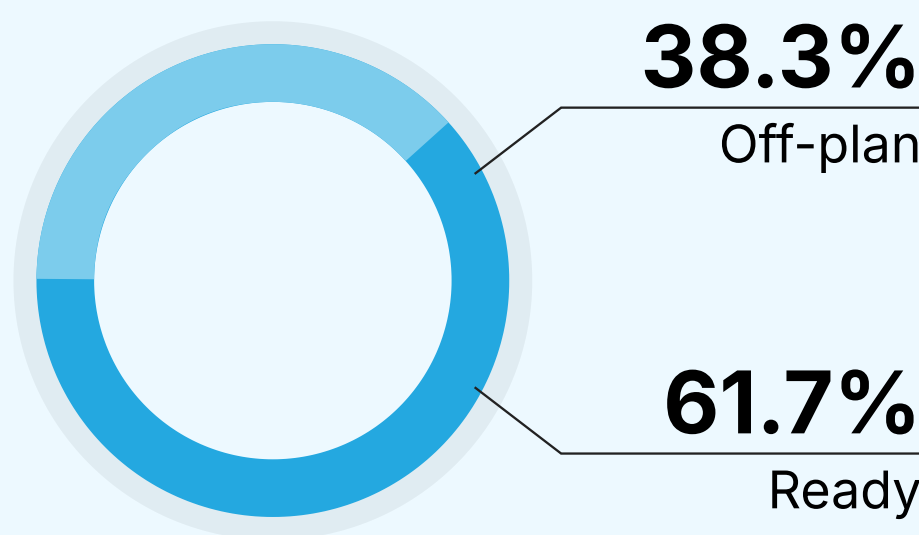
Transactions by Completion Status



▼ **-20.7%**

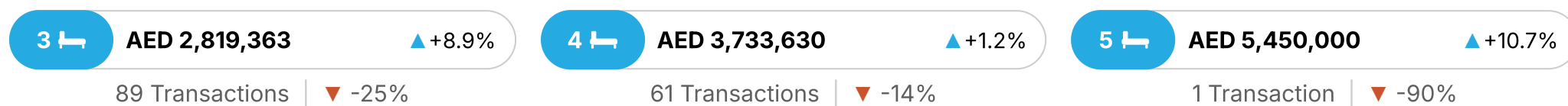
AED 491.2M Resale Value

AED Value by Completion Status



Average Resale Price

1st January - 31st March 2026



**Not all recorded property transactions specify number of bedrooms*

Rental Summary

(Includes short-term and long-term contracts)

AED 73


► **0%**
Average price per sq. ft
Compared to Q1 2025

▲ **+818.2%**

202 Rental Transactions

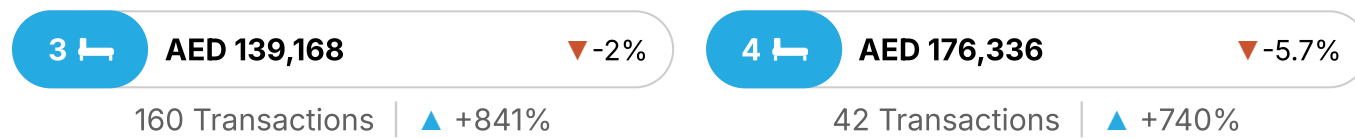
▲ **+786.2%**

AED 29.7M Total Rental Value



Average Rental Price

1st January - 31st March 2026



**Not all recorded property transactions specify number of bedrooms*

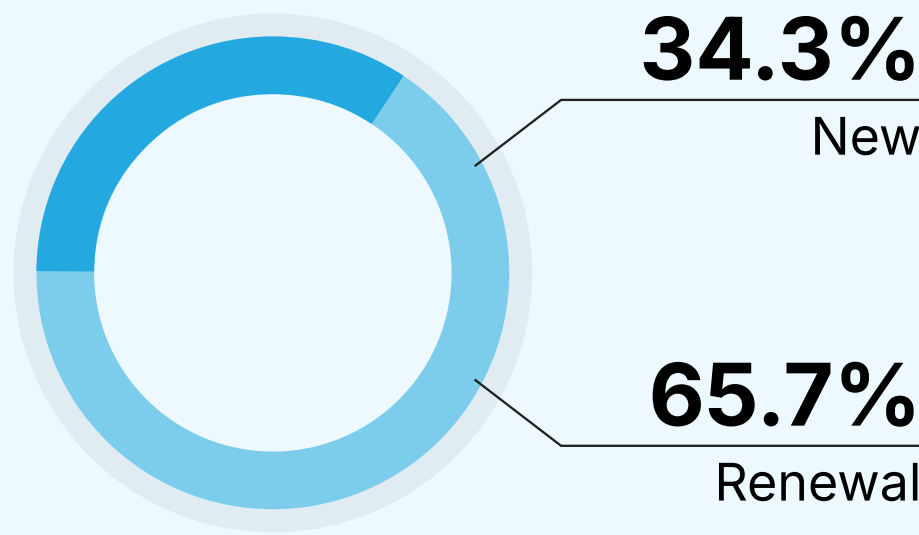
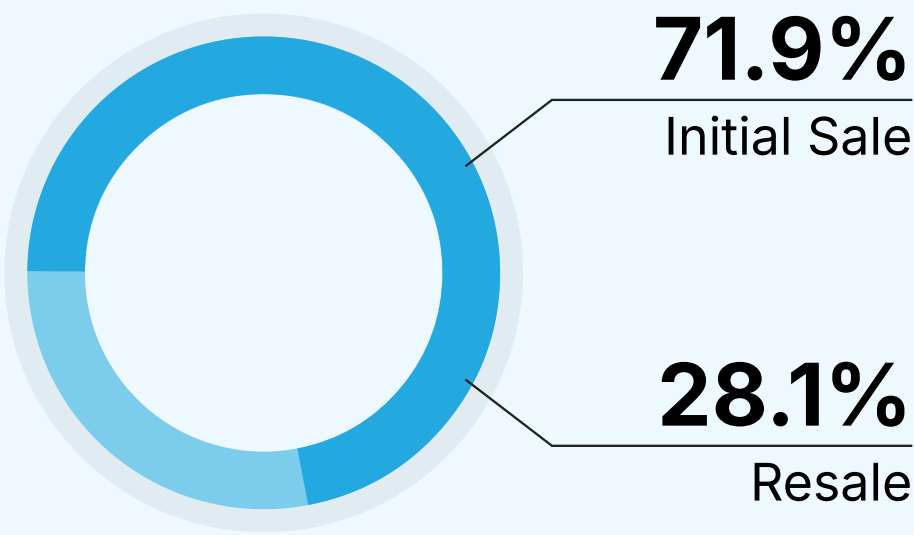
Dubai Overall Market

AED 139.122B

▲ **+21.5%** Total Sale Value

AED 12.749B

▼ **-0.5%** Total Rental Value



▲ **+4.5%**

44,229 Sale Transactions

▼ **-6.8%**

144,515 Rental Transactions

