

Townhouses in The Springs

Q1 2026 Resale Report

1st January - 31st March 2026

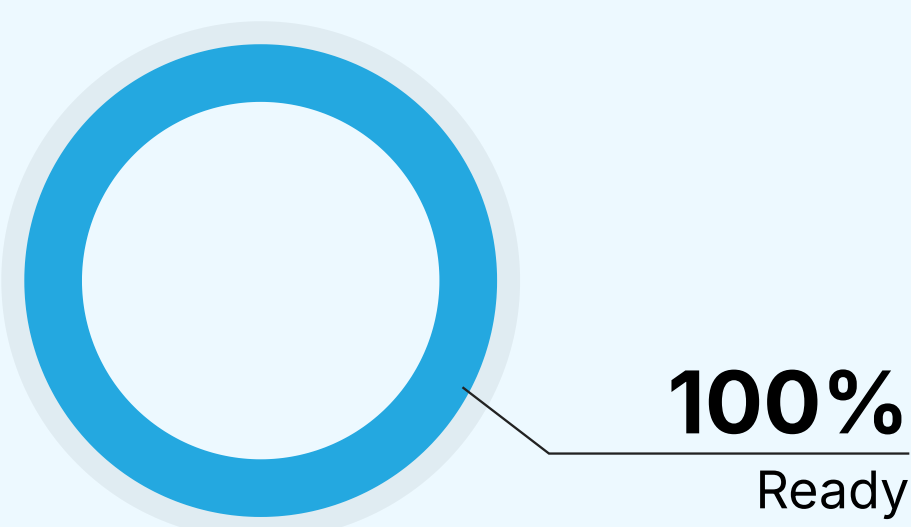
AED 2,331

▲ +16%
Average price per sq. ft
Compared to Q1 2025

▼ -5.5%

103 Resale Transactions

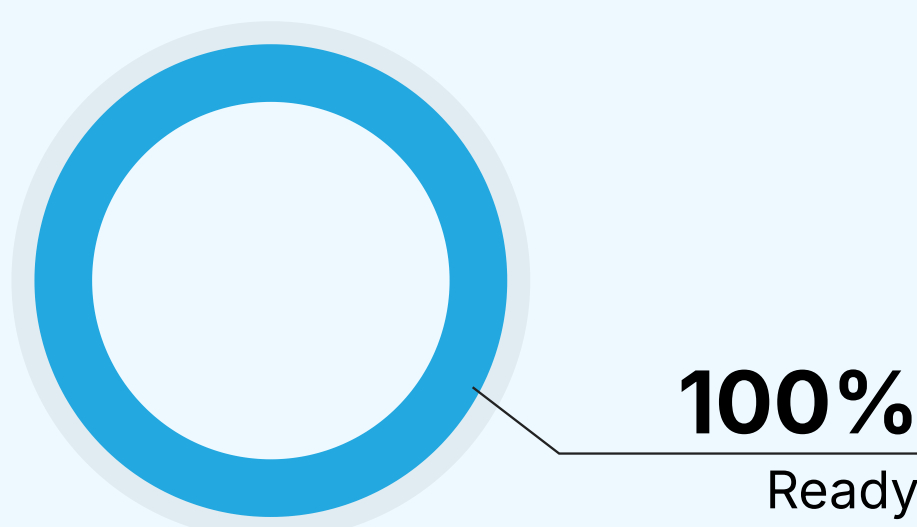
Transactions by Completion Status



▲ +7.3%

AED 499.4M Resale Value

AED Value by Completion Status



Average Resale Price

1st January - 31st March 2026

2 | AED 3,775,943 | ▲ +17%

53 Transactions | ▲ +10%

3 | AED 5,984,505 | ▲ +18.9%

50 Transactions | ▼ -14%

**Not all recorded property transactions specify number of bedrooms*

Rental Summary

(Includes short-term and long-term contracts)

AED 96

▲ +6.7%
Average price per sq. ft
Compared to Q1 2025

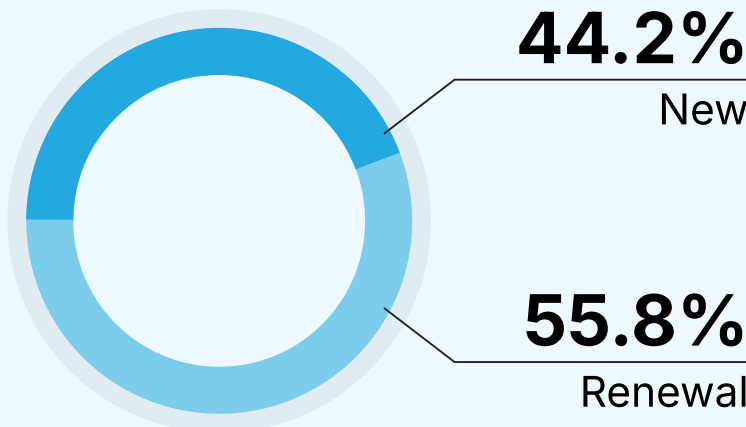
▼ -23.8%

371 Rental Transactions

▼ -18.6%

AED 72.8M Total Rental Value

4.35%
Gross rental yield



Average Rental Price

1st January - 31st March 2026

2 | AED 162,591 | ▲ +6.9%

209 Transactions | ▼ -17%

3 | AED 239,752 | ▲ +10.3%

162 Transactions | ▼ -30%

**Not all recorded property transactions specify number of bedrooms*

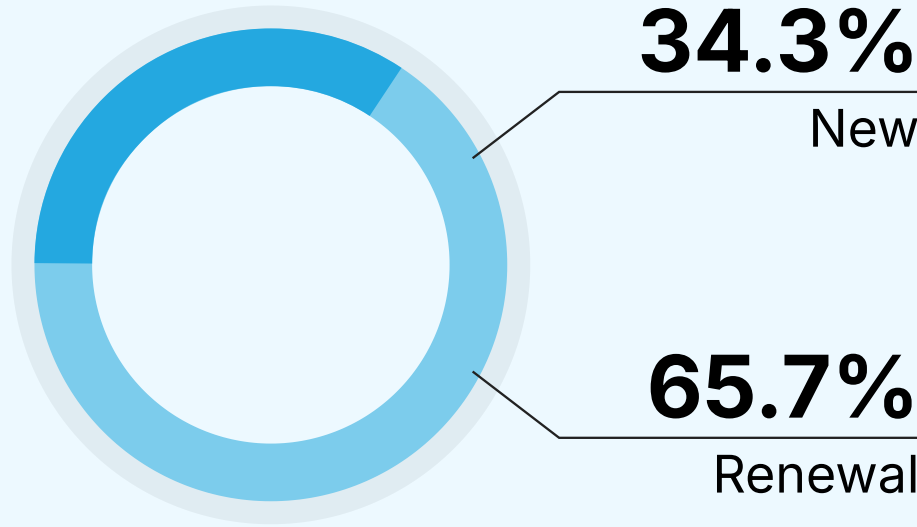
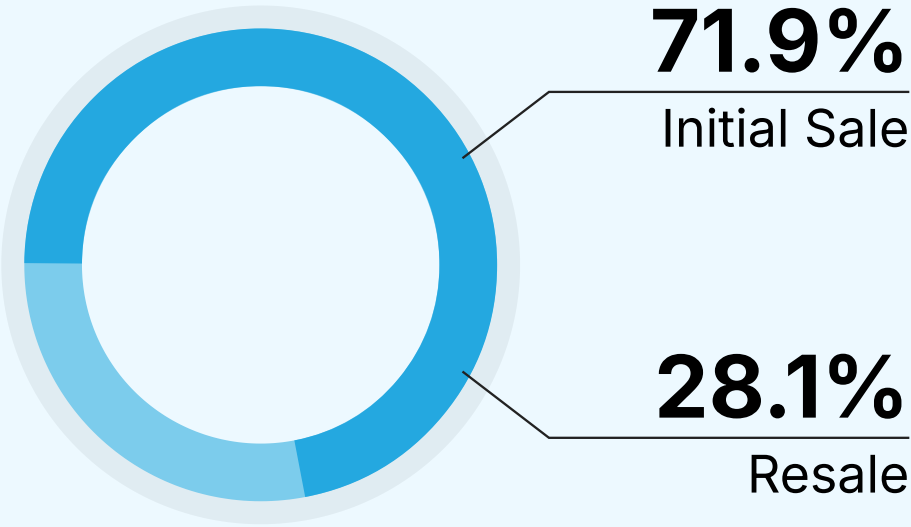
Dubai Overall Market

AED 139.122B

▲ +21.5% Total Sale Value

AED 12.749B

▼ -0.5% Total Rental Value



▲ +4.5%

44,229 Sale Transactions

▼ -6.8%

144,515 Rental Transactions

