

Villas in

The Meadows

Q1 2026 Resale Report

1st January - 31st March 2026

Powered by
PROPERTY MONITOR

AED 3,327

▲ +18.1%
Average price per sq. ft
Compared to Q1 2025

▼ -26.8%


30 Resale Transactions

Transactions by Completion Status


▼ -19.6%

AED 389.4M Resale Value

AED Value by Completion Status



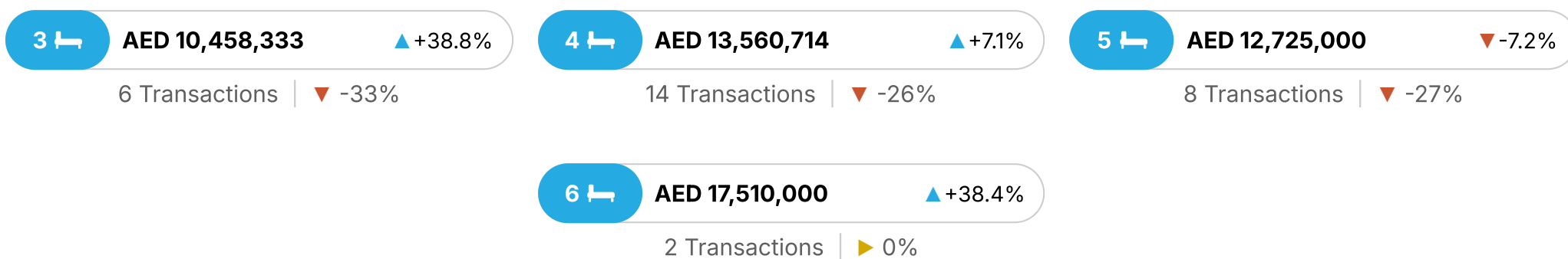
100%
Ready



100%
Ready

Average Resale Price

1st January - 31st March 2026



**Not all recorded property transactions specify number of bedrooms*

Rental Summary

(Includes short-term and long-term contracts)

AED 112

▲ +15.5%
Average price per sq. ft
Compared to Q1 2025

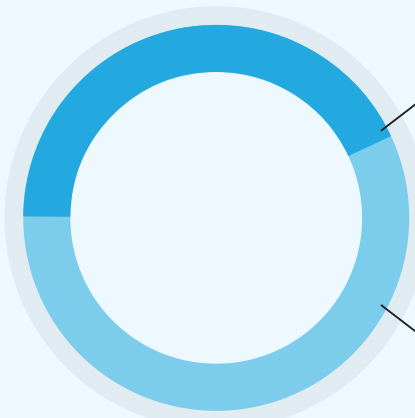
▼ -13.1%

93 Rental Transactions

▲ +2.9%

AED 42.1M Total Rental Value

3.55%
Gross rental yield

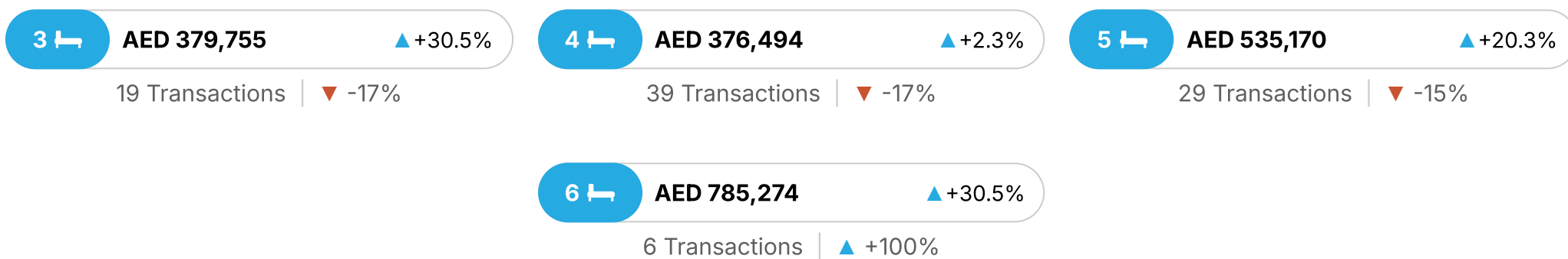


43%
New

57%
Renewal

Average Rental Price

1st January - 31st March 2026



**Not all recorded property transactions specify number of bedrooms*

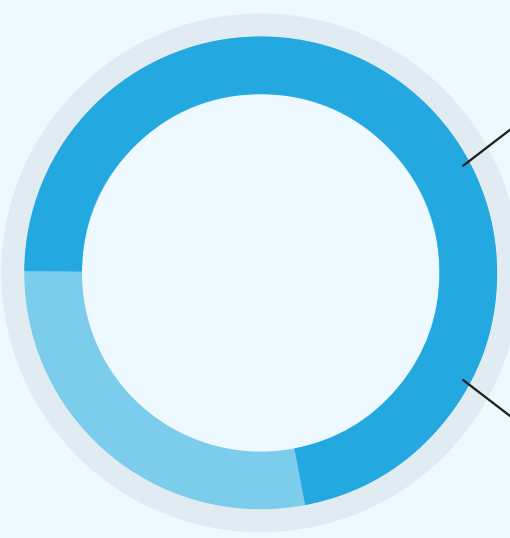
Dubai Overall Market

AED 139.122B

▲ +21.5% Total Sale Value

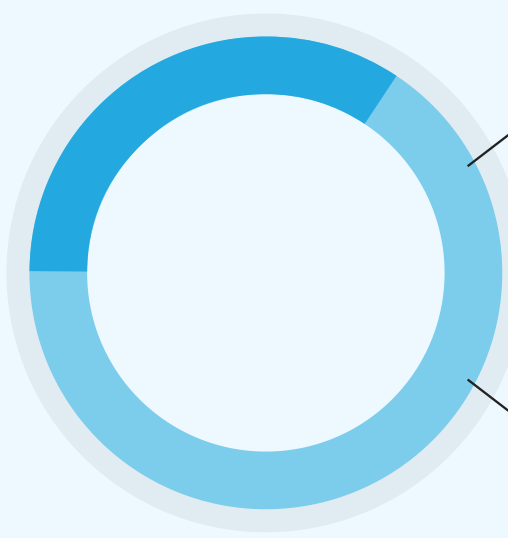
AED 12.749B

▼ -0.5% Total Rental Value



71.9%
Initial Sale

28.1%
Resale



34.3%
New

65.7%
Renewal

▲ +4.5%

44,229 Sale Transactions

▼ -6.8%

144,515 Rental Transactions

