

Townhouses in

Reem

Q1 2026 Resale Report

1st January - 31st March 2026

Powered by
**PROPERTY
MONITOR**

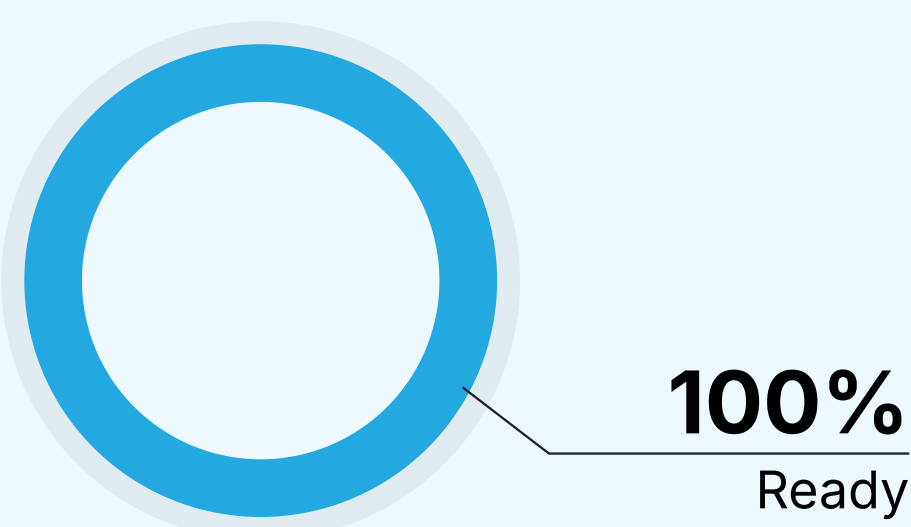
AED 1,441

▲ **+10.8%**
Average price per sq. ft
Compared to Q1 2025

▼ **-34.2%**

48 Resale Transactions

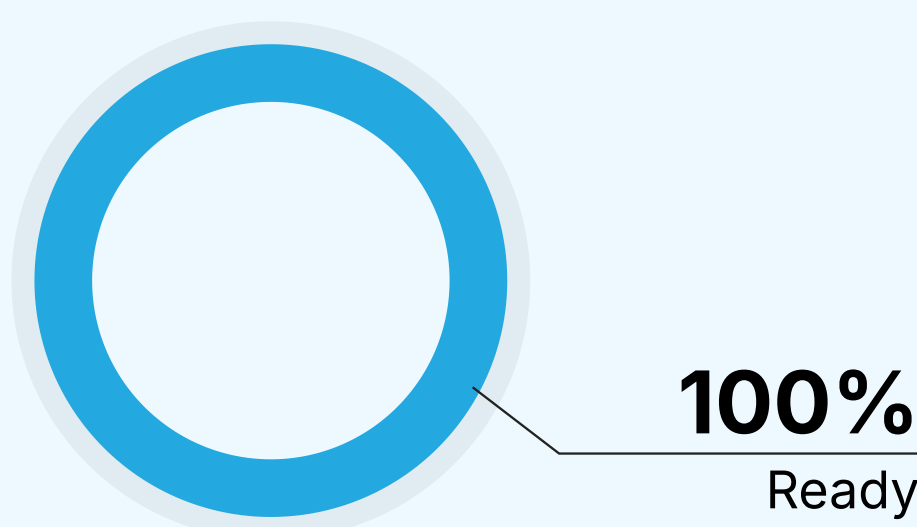
Transactions by Completion Status



▼ **-28.5%**

AED 168.6M Resale Value

AED Value by Completion Status



Average Resale Price

1st January - 31st March 2026

3 ← **AED 3,312,424** ▲ **+11.3%**
33 Transactions | ▼ **-28%**

4 ← **AED 3,955,000** ▲ **+8%**
15 Transactions | ▼ **-44%**

**Not all recorded property transactions specify number of bedrooms*

Rental Summary

(Includes short-term and long-term contracts)

AED 67

▲ **+1.5%**
Average price per sq. ft
Compared to Q1 2025

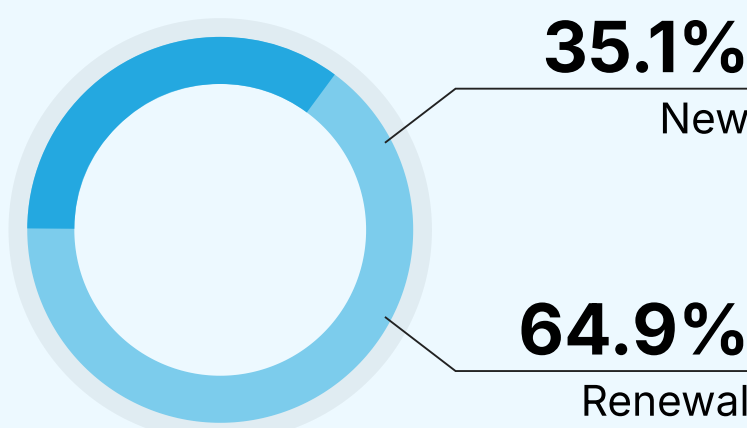
▼ **-5.5%**

308 Rental Transactions

▼ **-4.4%**

AED 50.2M Total Rental Value

4.66%
Gross rental yield



Average Rental Price

1st January - 31st March 2026

3 ← **AED 154,477** ▲ **+2%**
232 Transactions | ▲ **+4%**

4 ← **AED 188,995** ▲ **+3.8%**
76 Transactions | ▼ **-25%**

**Not all recorded property transactions specify number of bedrooms*

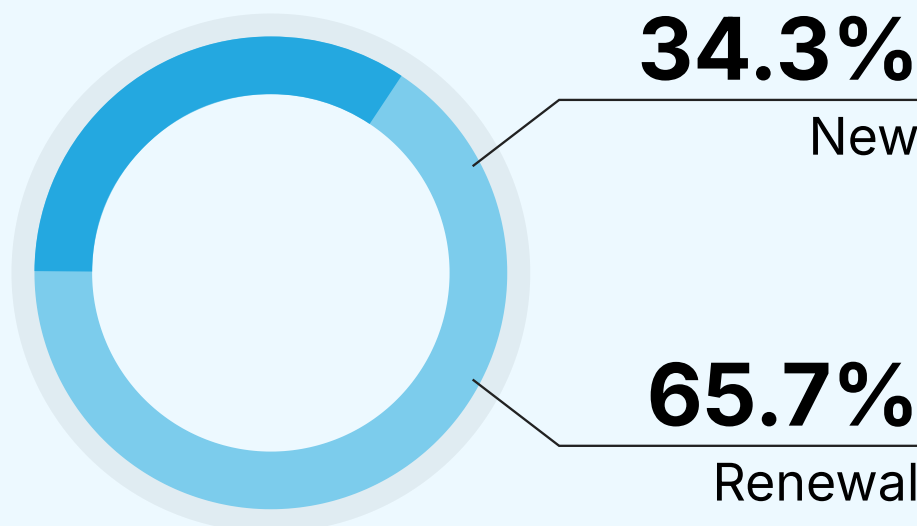
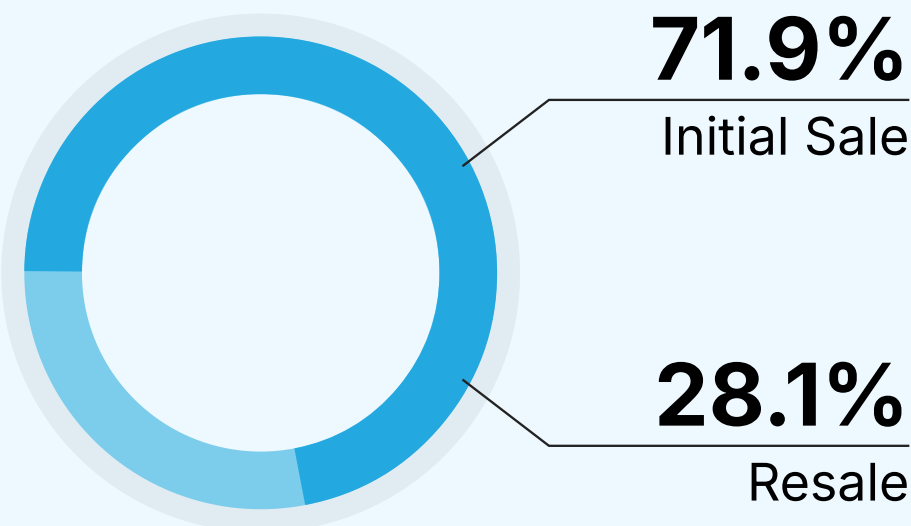
Dubai Overall Market

AED 139.122B

▲ **+21.5%** Total Sale Value

AED 12.749B

▼ **-0.5%** Total Rental Value



▲ **+4.5%**

44,229 Sale Transactions

▼ **-6.8%**

144,515 Rental Transactions

