

Apartments in

Meydan

Q1 2026 Resale Report

1st January - 31st March 2026

Powered by
PROPERTY
MONITOR

AED 1,560


▲ **+35.8%**

Average price per sq. ft
Compared to Q1 2025

▼ **-54.8%**

28 Resale Transactions

Transactions by Completion Status




100%
Ready

▼ **-32.7%**

AED 50.6M Resale Value

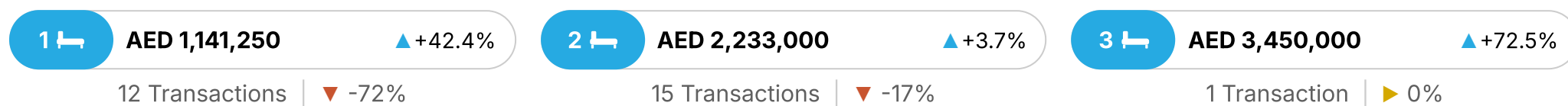
AED Value by Completion Status



100%
Ready

Average Resale Price

1st January - 31st March 2026



**Not all recorded property transactions specify number of bedrooms*

Rental Summary

(Includes short-term and long-term contracts)

AED 92

▲ **+7%**

Average price per sq. ft
Compared to Q1 2025

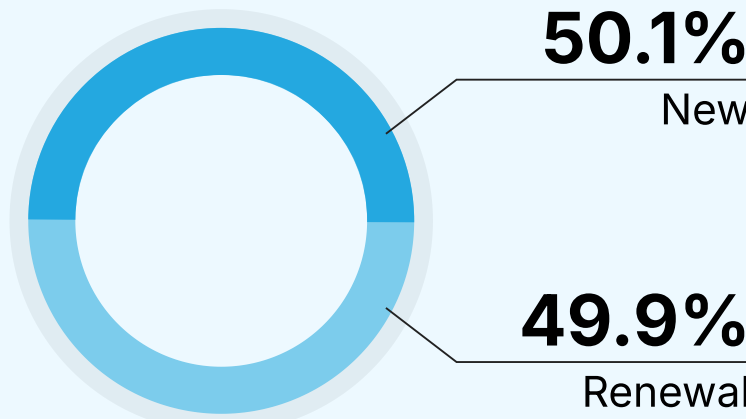
▼ **-7.5%**

335 Rental Transactions

▼ **-5.8%**

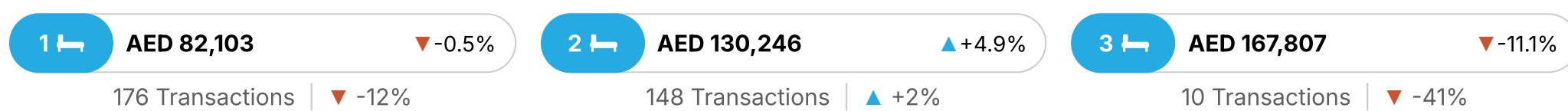
AED 35.5M Total Rental Value

8.48%
Gross rental yield



Average Rental Price

1st January - 31st March 2026



**Not all recorded property transactions specify number of bedrooms*

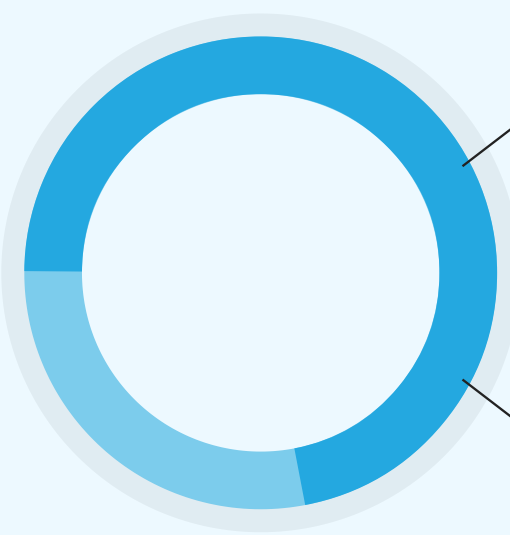
Dubai Overall Market

AED 139.122B

▲ **+21.5%** Total Sale Value

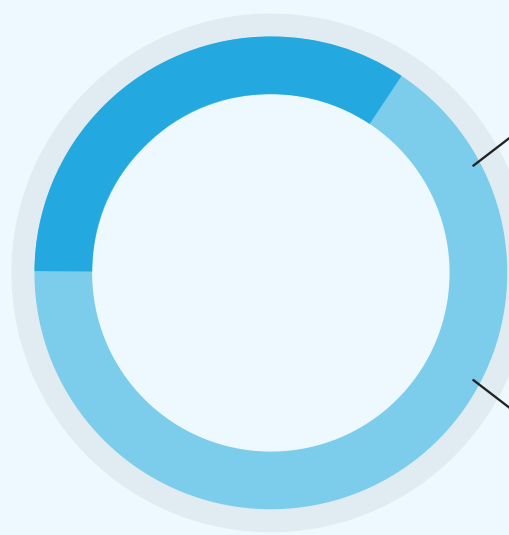
AED 12.749B

▼ **-0.5%** Total Rental Value



71.9%
Initial Sale

28.1%
Resale



34.3%
New

65.7%
Renewal

▲ **+4.5%**

44,229 Sale Transactions

▼ **-6.8%**

144,515 Rental Transactions

