

Villas in

Jumeirah Park

Q1 2026 Resale Report

1st January - 31st March 2026

AED 2,426

▲ +25.7%
Average price per sq. ft
Compared to Q1 2025

▶ 0%

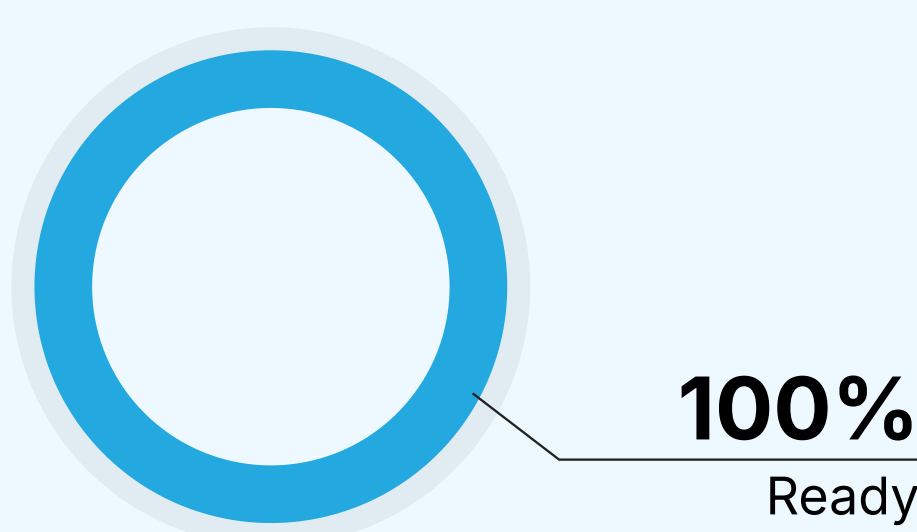
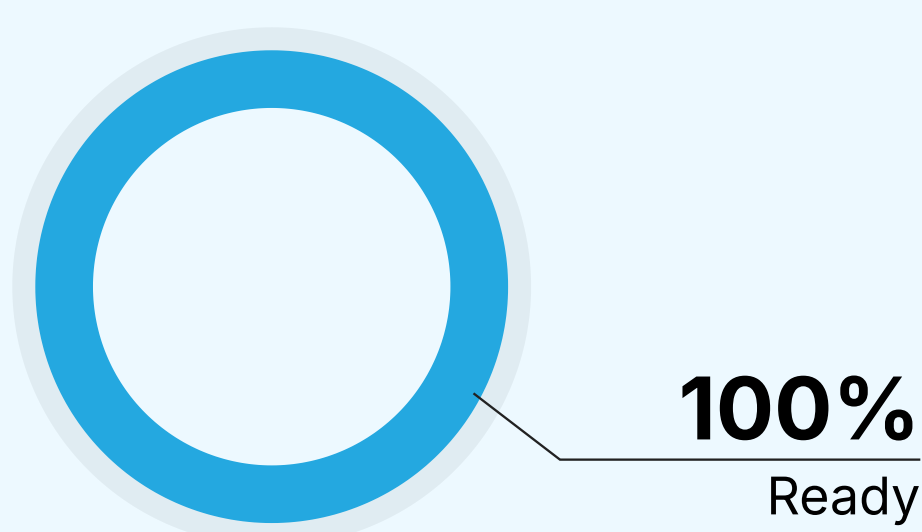
44 Resale Transactions

Transactions by Completion Status

▲ +25.2%

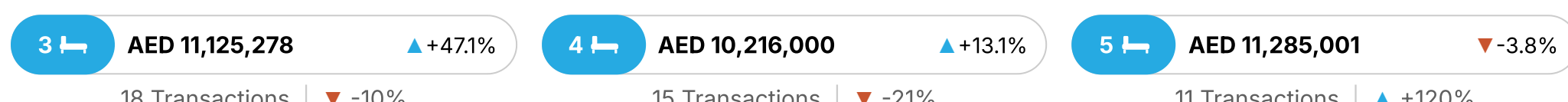
AED 477.6M Resale Value

AED Value by Completion Status



Average Resale Price

1st January - 31st March 2026



**Not all recorded property transactions specify number of bedrooms*

Rental Summary

(Includes short-term and long-term contracts)

AED 81


▲ +6.6%
Average price per sq. ft
Compared to Q1 2025

▼ -19%

162 Rental Transactions

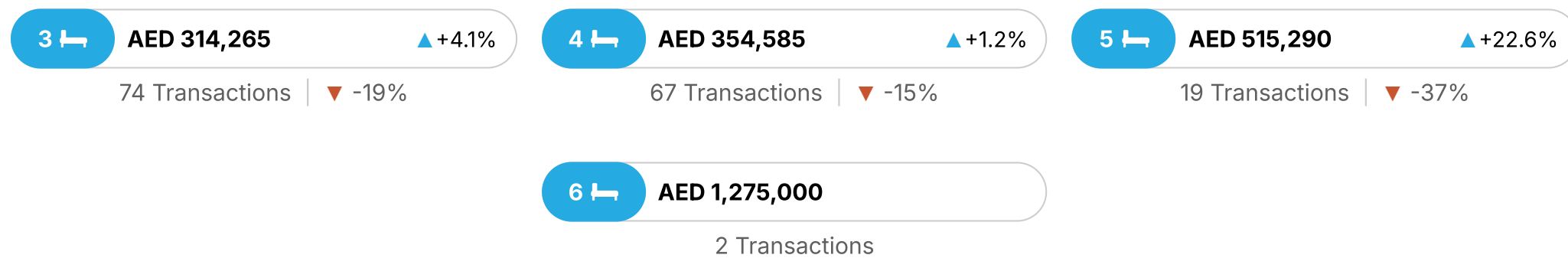
▼ -12.4%

AED 59.4M Total Rental Value



Average Rental Price

1st January - 31st March 2026



**Not all recorded property transactions specify number of bedrooms*

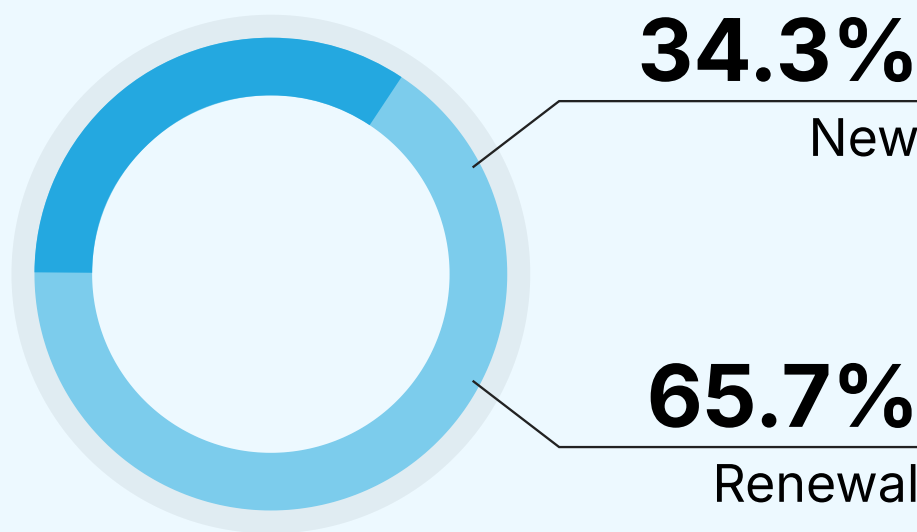
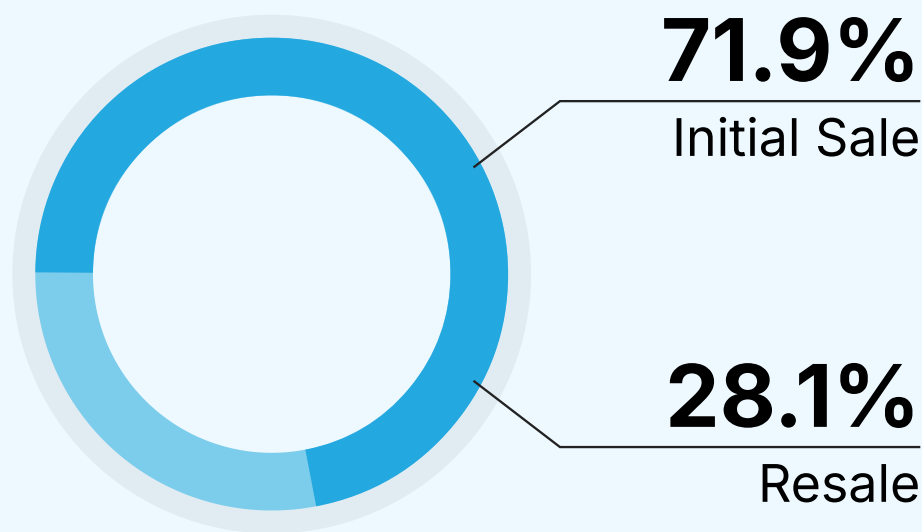
Dubai Overall Market

AED 139.122B

▲ +21.5% Total Sale Value

AED 12.749B

▼ -0.5% Total Rental Value



▲ +4.5%

44,229 Sale Transactions

▼ -6.8%

144,515 Rental Transactions

