

Villas in

# Jumeirah Islands

## Q1 2026 Resale Report

1st January - 31st March 2026

# AED 5,055

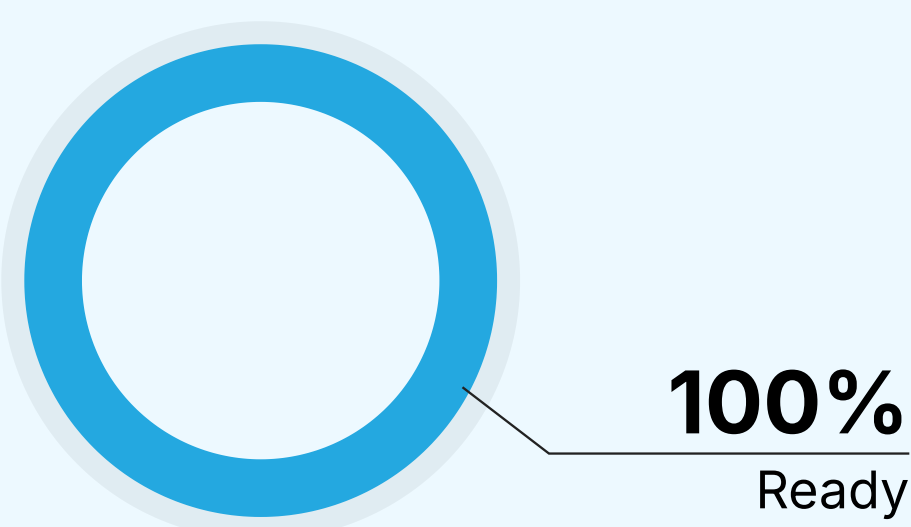
▲ +21.4%

**Average price per sq. ft**  
Compared to Q1 2025

▼ -4.8%

**20** Resale Transactions

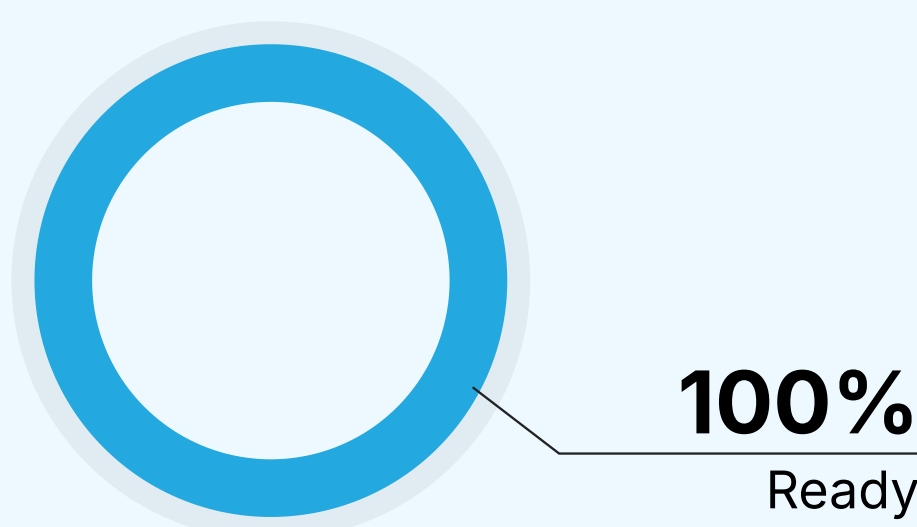
Transactions by Completion Status



▲ +29%

**AED 619.2M** Resale Value

AED Value by Completion Status



### Average Resale Price

1st January - 31st March 2026

4 → **AED 23,266,923** ▲ +4.5%

13 Transactions | ▼ -32%

5 → **AED 45,249,107** ▲ +58.8%

7 Transactions | ▲ +250%

*\*Not all recorded property transactions specify number of bedrooms*

### Rental Summary

(Includes short-term and long-term contracts)

# AED 173

▲ +55.9%

**Average price per sq. ft**  
Compared to Q1 2025

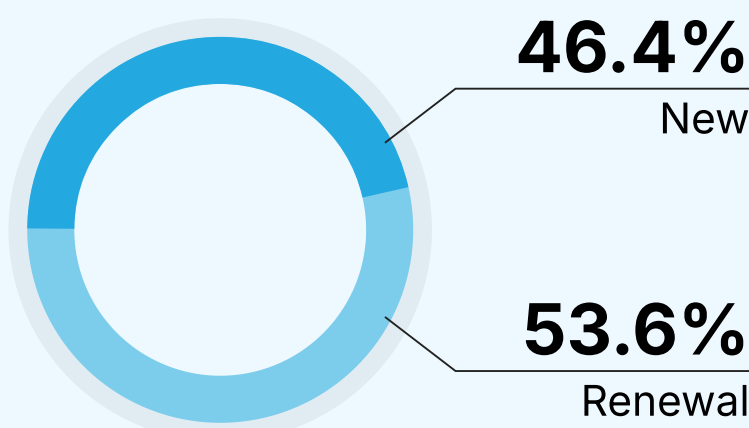
▼ -24.3%

**28** Rental Transactions

▲ +17.9%

**AED 26.8M** Total Rental Value

**3.37%**  
Gross rental yield



### Average Rental Price

1st January - 31st March 2026

4 → **AED 911,501** ▲ +57.5%

22 Transactions | ▼ -33%

5 → **AED 1,132,010** ▲ +23.1%

6 Transactions | ▲ +50%

*\*Not all recorded property transactions specify number of bedrooms*

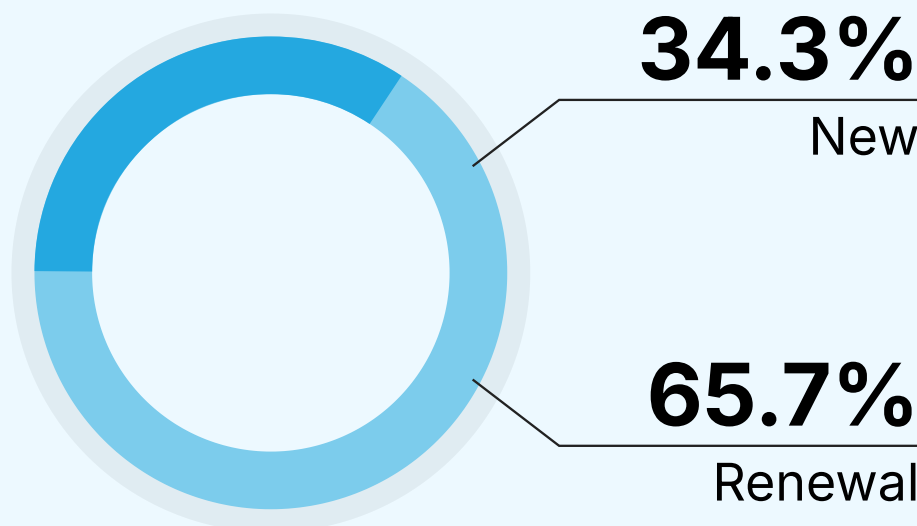
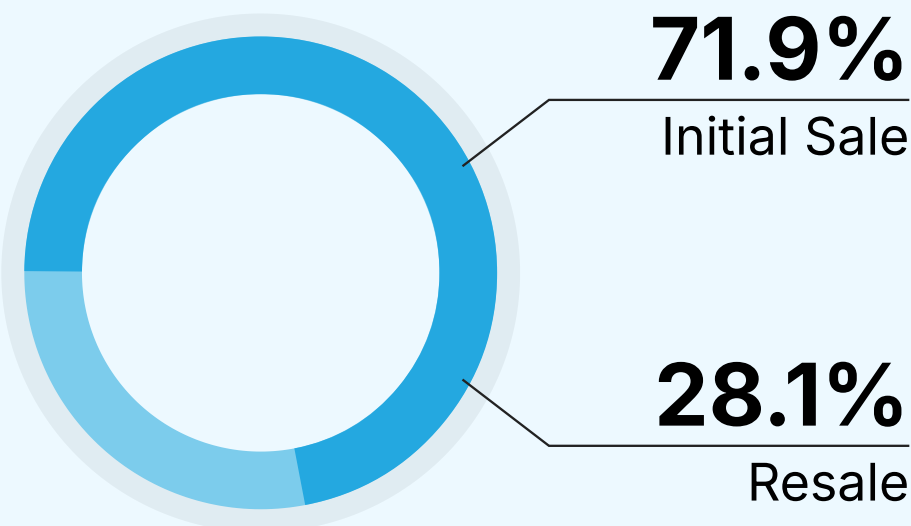
### Dubai Overall Market

# AED 139.122B

▲ +21.5% Total Sale Value

# AED 12.749B

▼ -0.5% Total Rental Value



▲ +4.5%

**44,229** Sale Transactions

▼ -6.8%

**144,515** Rental Transactions

