

Villas in

# Jumeirah Golf Estates

## Q1 2026 Resale Report

1st January - 31st March 2026

Powered by  
**PROPERTY  
MONITOR**

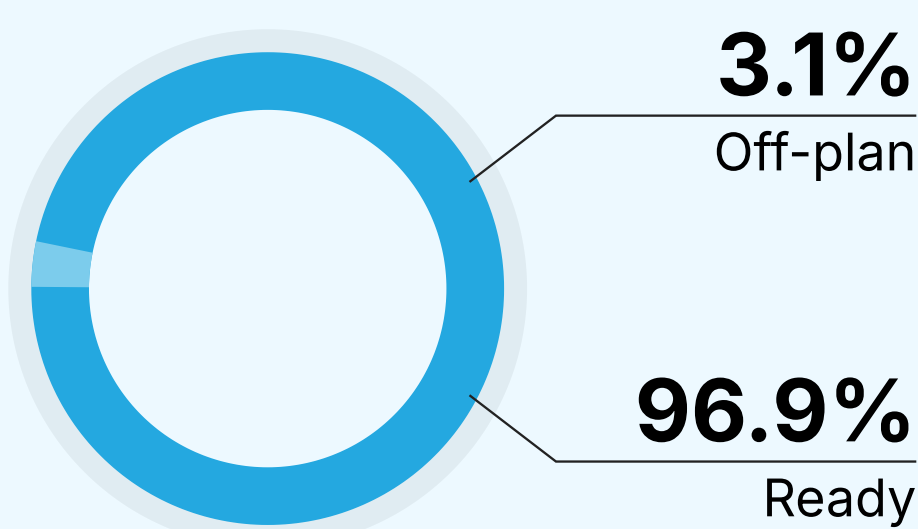
# AED 3,038

▲ **+19%**  
Average price per sq. ft  
Compared to Q1 2025

▼ **-37.3%**

**32** Resale Transactions

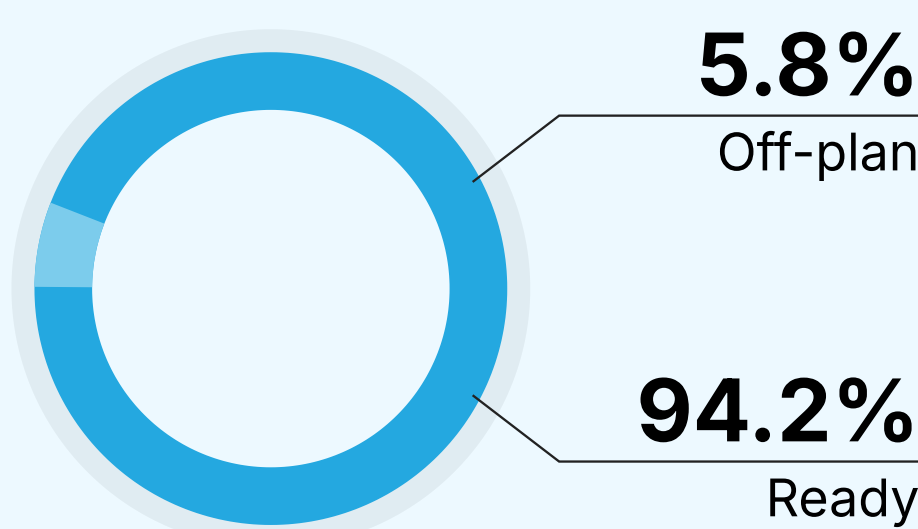
### Transactions by Completion Status



▼ **-15.5%**

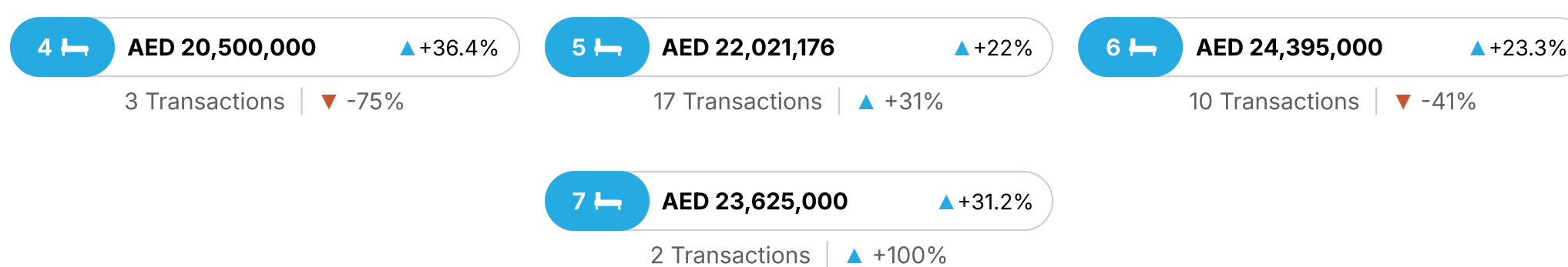
**AED 727.1M** Resale Value

### AED Value by Completion Status



## Average Resale Price

1st January - 31st March 2026



*\*Not all recorded property transactions specify number of bedrooms*

## Rental Summary

(Includes short-term and long-term contracts)

# AED 144


▲ **+10.8%**  
Average price per sq. ft  
Compared to Q1 2025

▲ **+9.1%**

**48** Rental Transactions

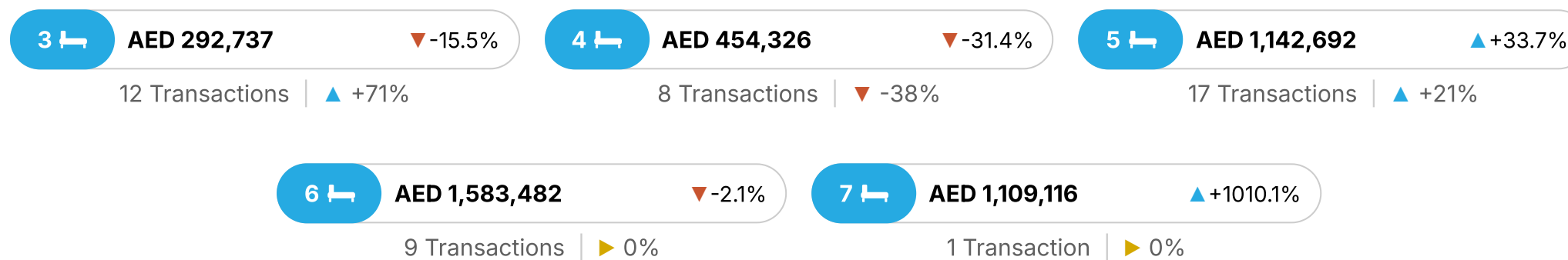
▲ **+15.7%**

**AED 43.6M** Total Rental Value



## Average Rental Price

1st January - 31st March 2026



*\*Not all recorded property transactions specify number of bedrooms*

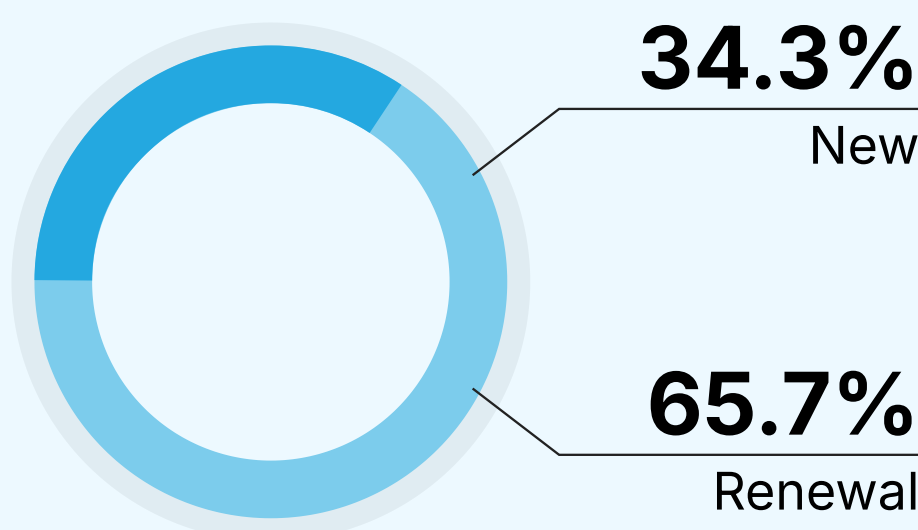
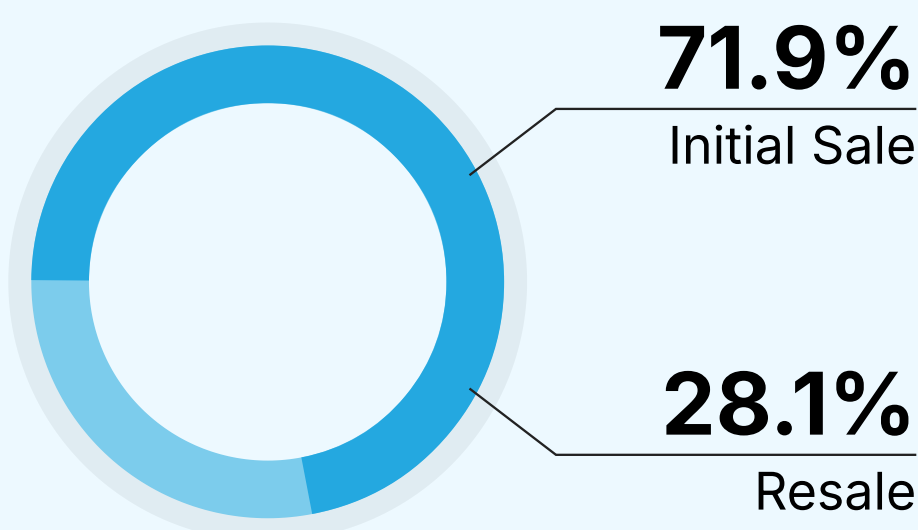
## Dubai Overall Market

# AED 139.122B

▲ **+21.5%** Total Sale Value

# AED 12.749B

▼ **-0.5%** Total Rental Value



▲ **+4.5%**

**44,229** Sale Transactions

▼ **-6.8%**

**144,515** Rental Transactions

