

# Townhouses & Villas in DAMAC Hills

## Q1 2026 Resale Report

1st January - 31st March 2026

Powered by  
**PROPERTY  
MONITOR**


# AED 1,776

▲ **+9.8%**  
Average price per sq. ft  
Compared to Q1 2025

▼ **-16.3%**

**87** Resale Transactions

Transactions by Completion Status




**100%**  
Ready

▼ **-13.4%**

**AED 446.4M** Resale Value

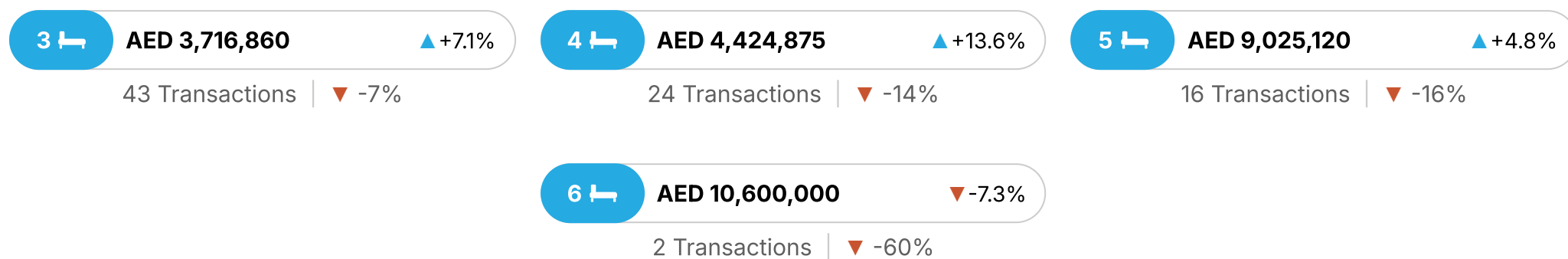
AED Value by Completion Status



**100%**  
Ready

### Average Resale Price

1st January - 31st March 2026



*\*Not all recorded property transactions specify number of bedrooms*

### Rental Summary

(Includes short-term and long-term contracts)

# AED 97

▼ **-7.6%**  
Average price per sq. ft  
Compared to Q1 2025

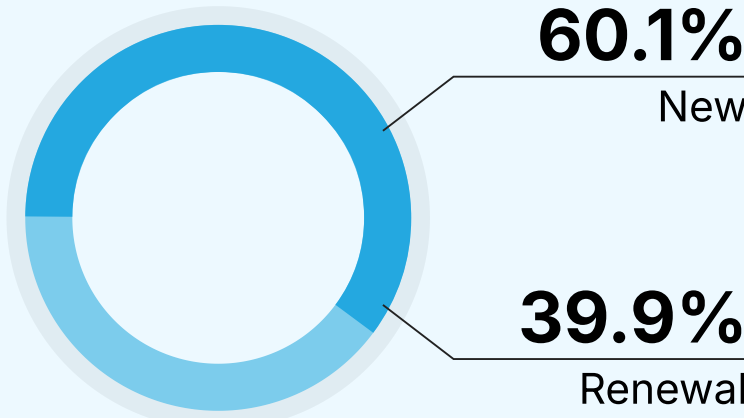
▼ **-19.9%**

**218** Rental Transactions

▼ **-19.8%**

**AED 56M** Total Rental Value

**6.26%**  
Gross rental yield

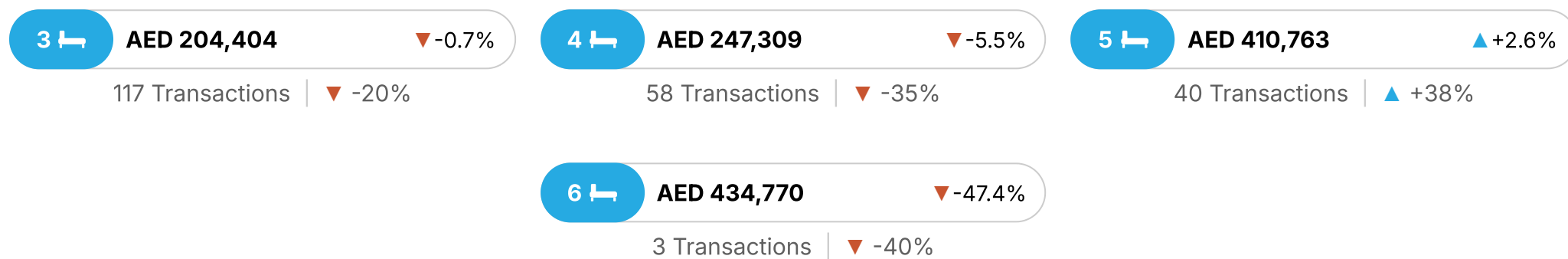


**60.1%**  
New

**39.9%**  
Renewal

### Average Rental Price

1st January - 31st March 2026



*\*Not all recorded property transactions specify number of bedrooms*

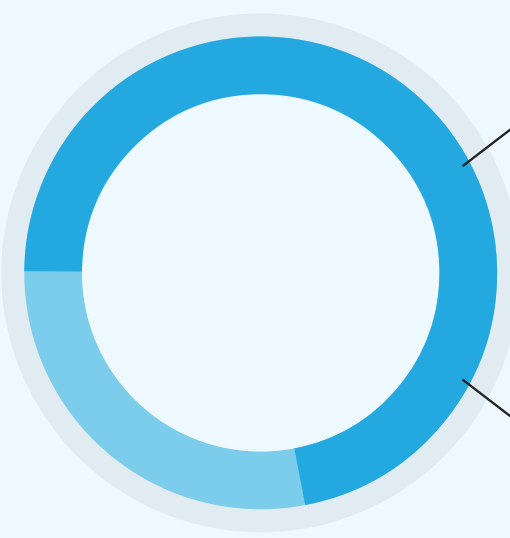
### Dubai Overall Market

# AED 139.122B

▲ **+21.5%** Total Sale Value

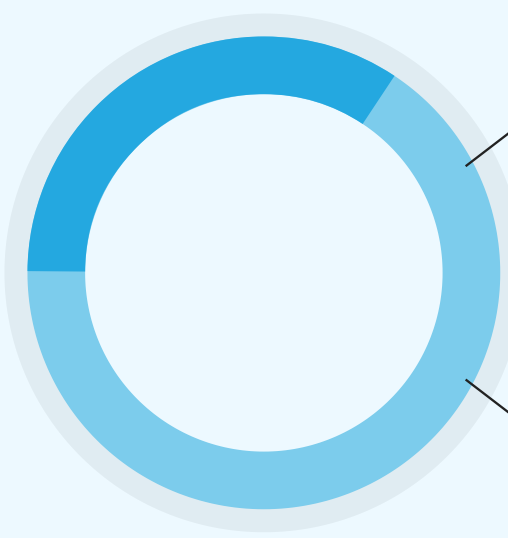
# AED 12.749B

▼ **-0.5%** Total Rental Value



**71.9%**  
Initial Sale

**28.1%**  
Resale



**34.3%**  
New

**65.7%**  
Renewal

▲ **+4.5%**

**44,229** Sale Transactions

▼ **-6.8%**

**144,515** Rental Transactions

