

Townhouses & Villas in DAMAC Hills 2

Q1 2026 Resale Report

1st January - 31st March 2026


AED 937

▲ +13.6%
Average price per sq. ft
Compared to Q1 2025

▼ -55.5%

89 Resale Transactions


Transactions by Completion Status



▼ -47.1%

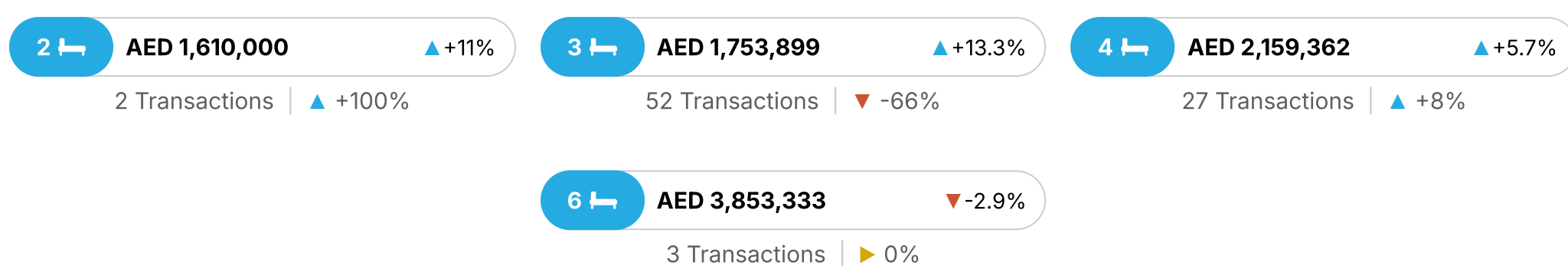
AED 172.9M Resale Value

AED Value by Completion Status



Average Resale Price

1st January - 31st March 2026



**Not all recorded property transactions specify number of bedrooms*

Rental Summary

(Includes short-term and long-term contracts)

AED 52

▲ +6.1%
Average price per sq. ft
Compared to Q1 2025

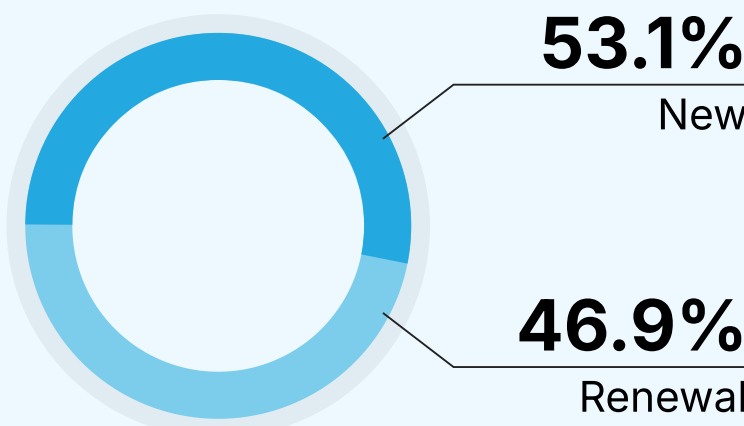
▼ -10.7%

1,039 Rental Transactions

▼ -3.8%

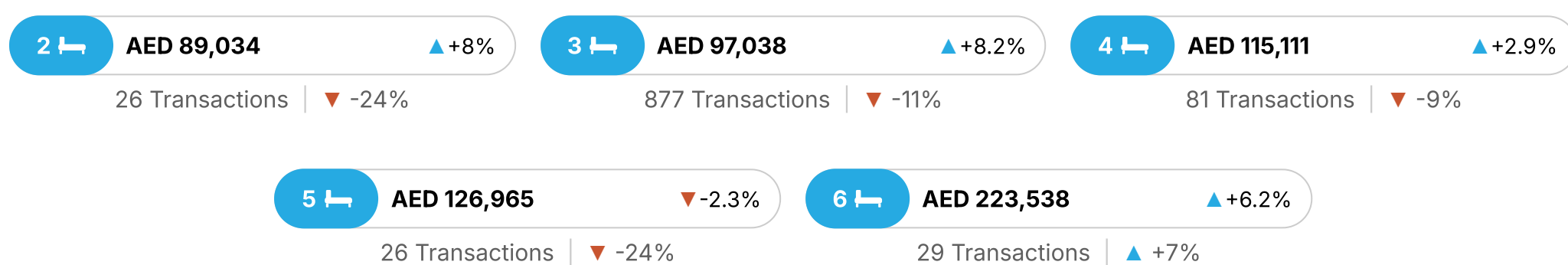
AED 106.5M Total Rental Value

5.42%
Gross rental yield



Average Rental Price

1st January - 31st March 2026



**Not all recorded property transactions specify number of bedrooms*

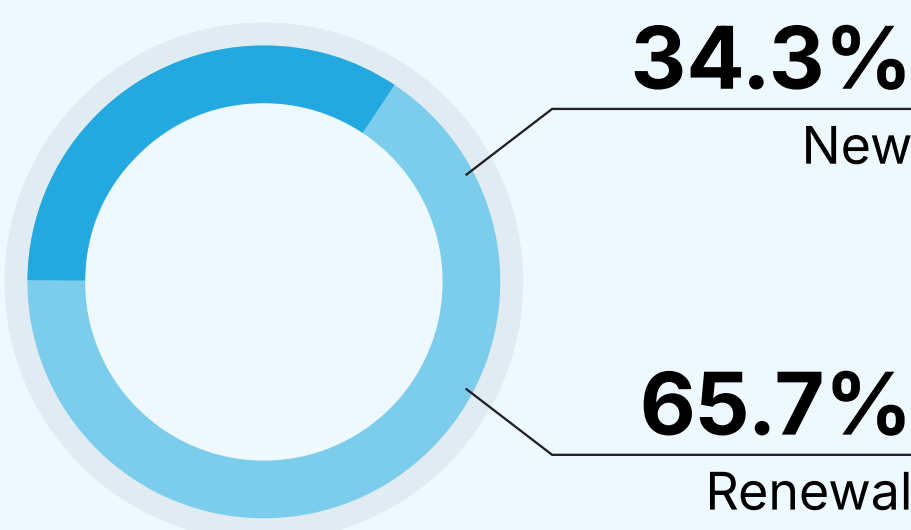
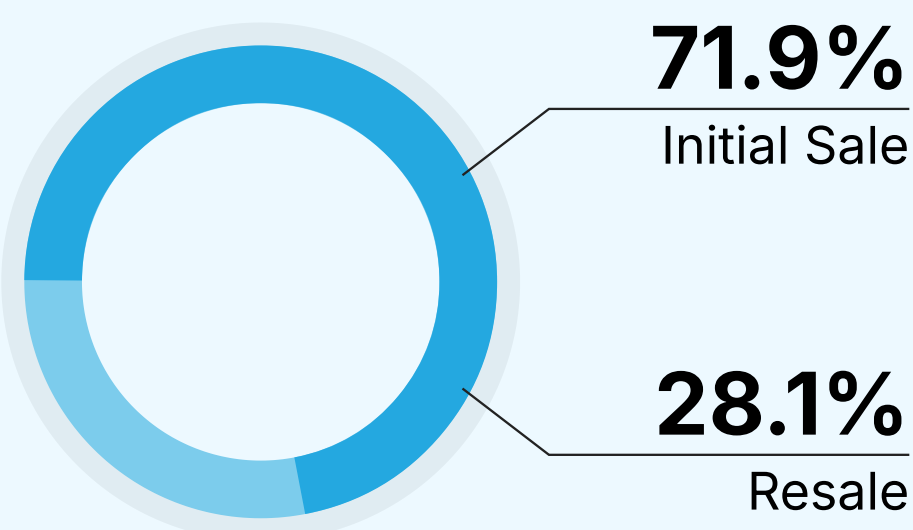
Dubai Overall Market

AED 139.122B

▲ +21.5% Total Sale Value

AED 12.749B

▼ -0.5% Total Rental Value



▲ +4.5%

44,229 Sale Transactions

▼ -6.8%

144,515 Rental Transactions

