

Villas in

Arabian Ranches

Q1 2026 Resale Report

1st January - 31st March 2026

Powered by
**PROPERTY
MONITOR**


AED 2,696

+1.2%
Average price per sq. ft
Compared to Q1 2025

+35.1%

50 Resale Transactions


Transactions by Completion Status



+32.5%

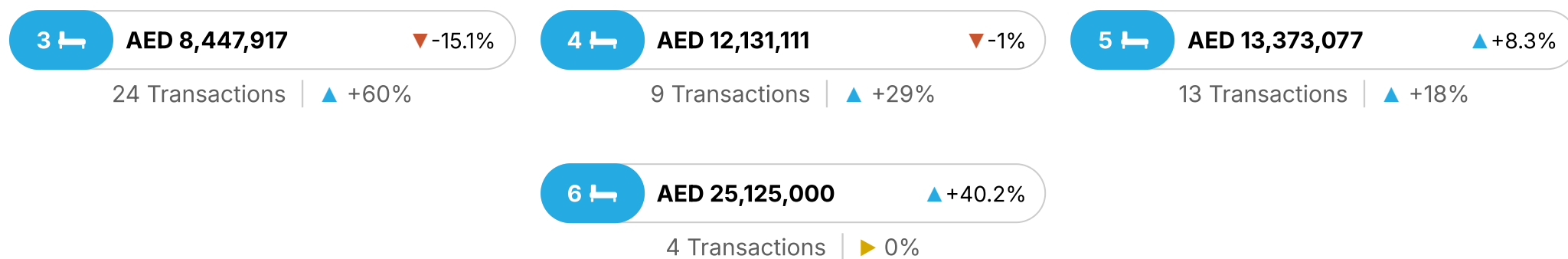
AED 586.3M Resale Value

AED Value by Completion Status



Average Resale Price

1st January - 31st March 2026



**Not all recorded property transactions specify number of bedrooms*

Rental Summary

(Includes short-term and long-term contracts)

AED 104

+6.1%
Average price per sq. ft
Compared to Q1 2025

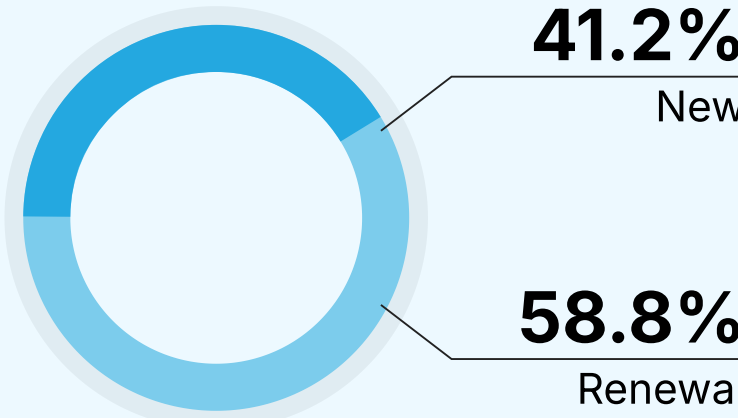
▼ -8.5%

97 Rental Transactions

▲ +0.8%

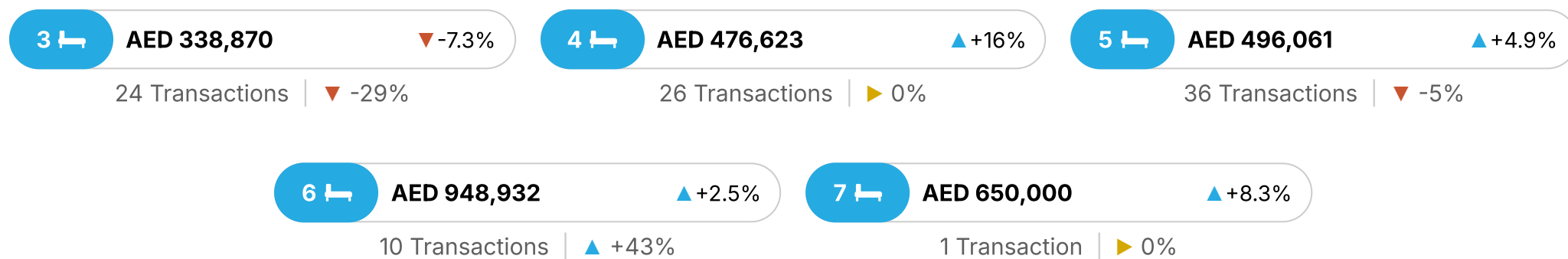
AED 48.5M Total Rental Value

4.76%
Gross rental yield



Average Rental Price

1st January - 31st March 2026



**Not all recorded property transactions specify number of bedrooms*

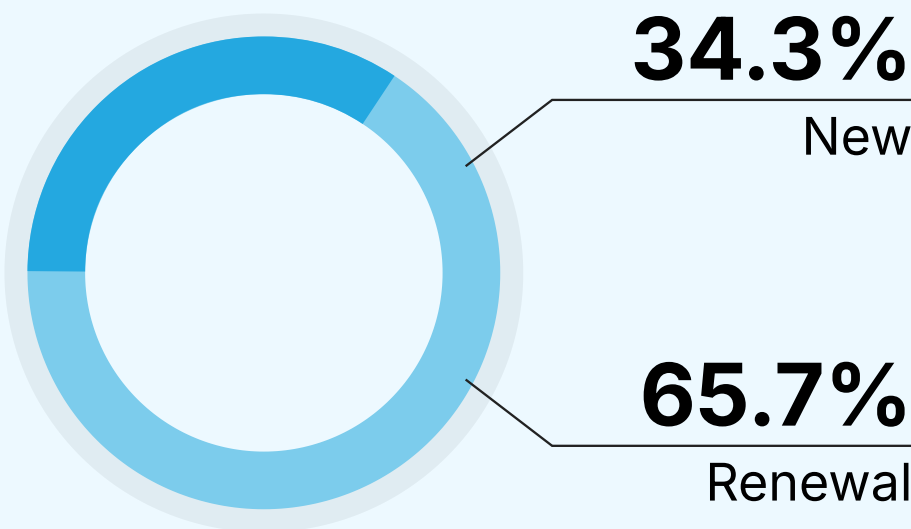
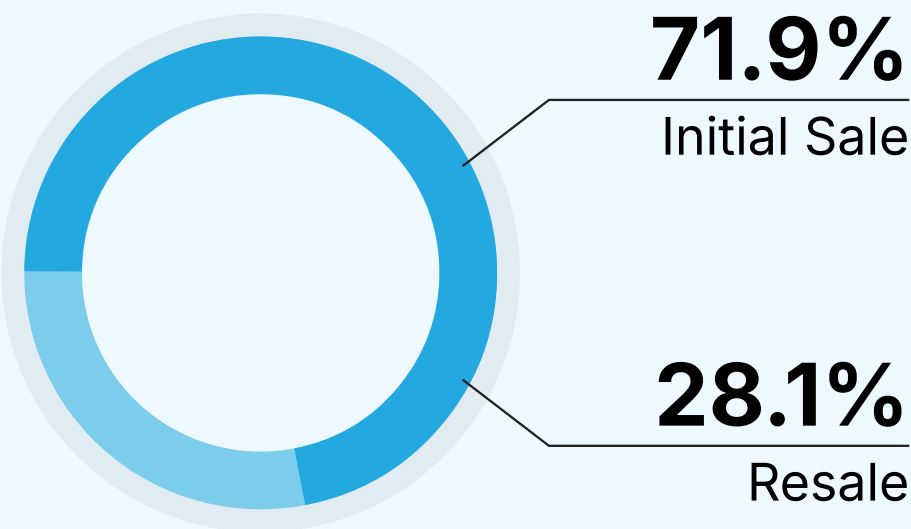
Dubai Overall Market

AED 139.122B

▲ +21.5% Total Sale Value

AED 12.749B

▼ -0.5% Total Rental Value



▲ +4.5%

44,229 Sale Transactions

▼ -6.8%

144,515 Rental Transactions

