

# Townhouses in Arabian Ranches

## Q1 2026 Resale Report

1st January - 31st March 2026

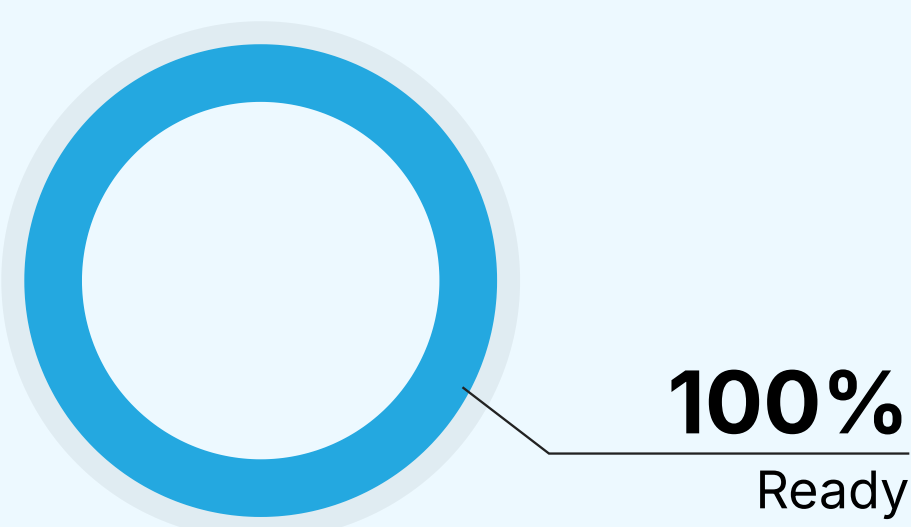
# AED 1,984

▲ **+12.8%**  
Average price per sq. ft  
Compared to Q1 2025

▼ **-30.2%**

**30** Resale Transactions

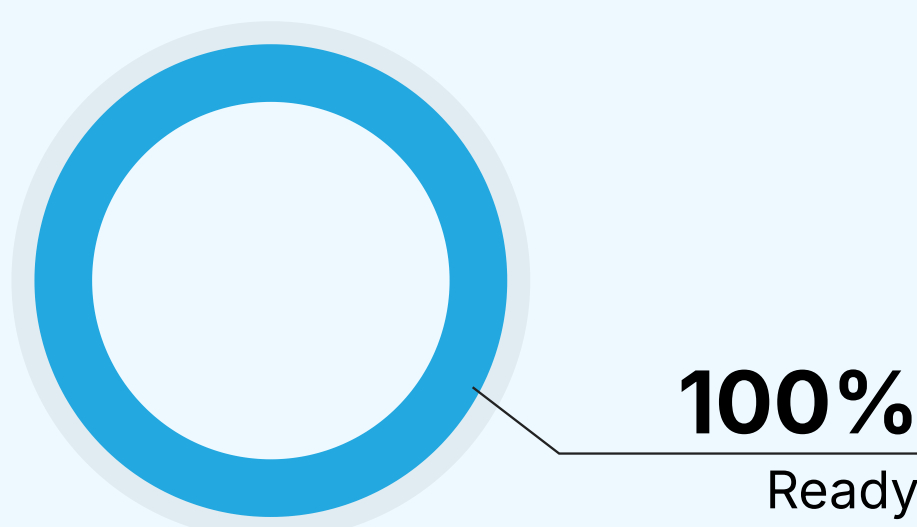
Transactions by Completion Status



▼ **-20.4%**

**AED 152.7M** Resale Value

AED Value by Completion Status



## Average Resale Price

1st January - 31st March 2026

2 ← **AED 3,984,375** ▲ **+14.7%**  
8 Transactions | ▼ **-33%**

3 ← **AED 5,494,091** ▲ **+13%**  
22 Transactions | ▼ **-15%**

*\*Not all recorded property transactions specify number of bedrooms*

## Rental Summary

(Includes short-term and long-term contracts)

# AED 85

▲ **+6.2%**  
Average price per sq. ft  
Compared to Q1 2025

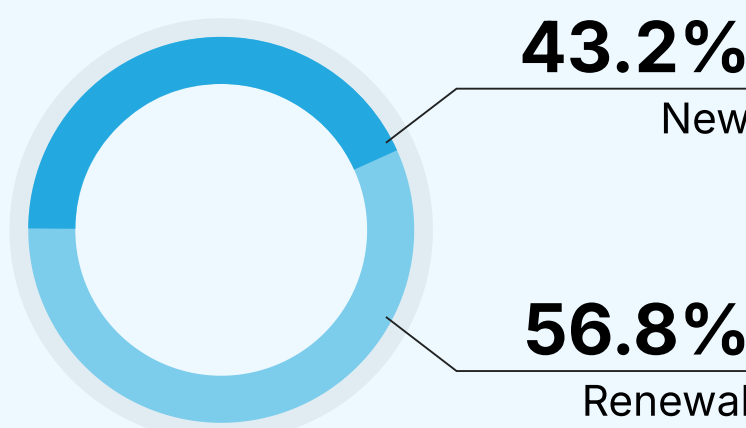
▼ **-10.4%**

**146** Rental Transactions

▼ **-3.1%**

**AED 30.8M** Total Rental Value

**4.28%**  
Gross rental yield



## Average Rental Price

1st January - 31st March 2026

2 ← **AED 169,973** ▲ **+5.5%**  
56 Transactions | ▼ **-2%**

3 ← **AED 236,671** ▲ **+9.7%**  
90 Transactions | ▼ **-6%**

*\*Not all recorded property transactions specify number of bedrooms*

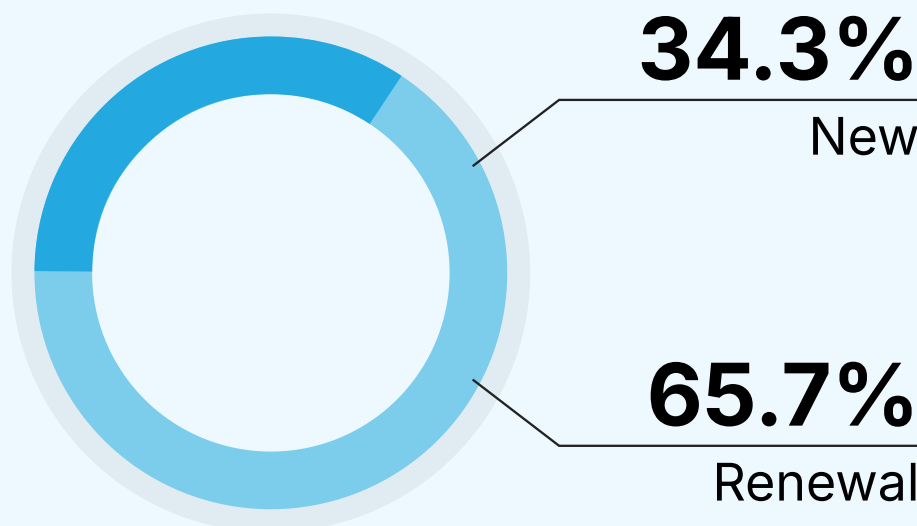
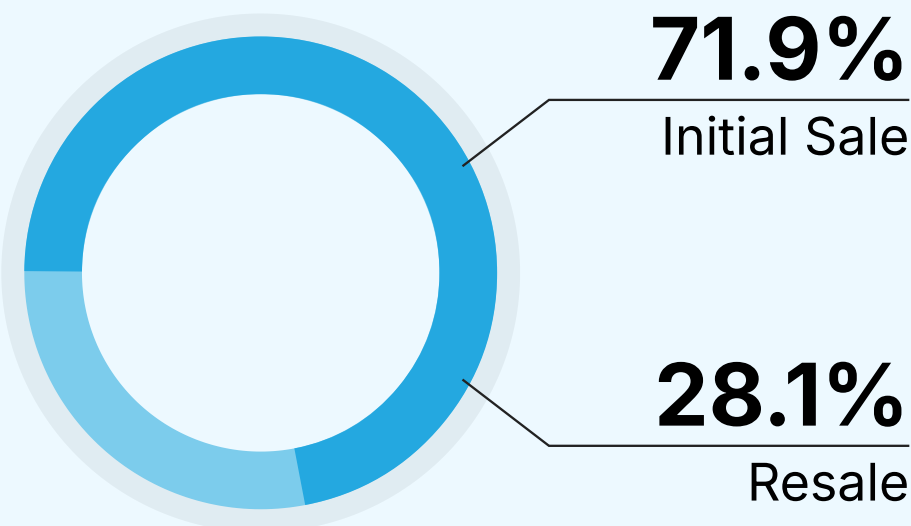
## Dubai Overall Market

# AED 139.122B

▲ **+21.5%** Total Sale Value

# AED 12.749B

▼ **-0.5%** Total Rental Value



▲ **+4.5%**

**44,229** Sale Transactions

▼ **-6.8%**

**144,515** Rental Transactions

