

# Townhouses in Arabian Ranches 3

## Q1 2026 Resale Report

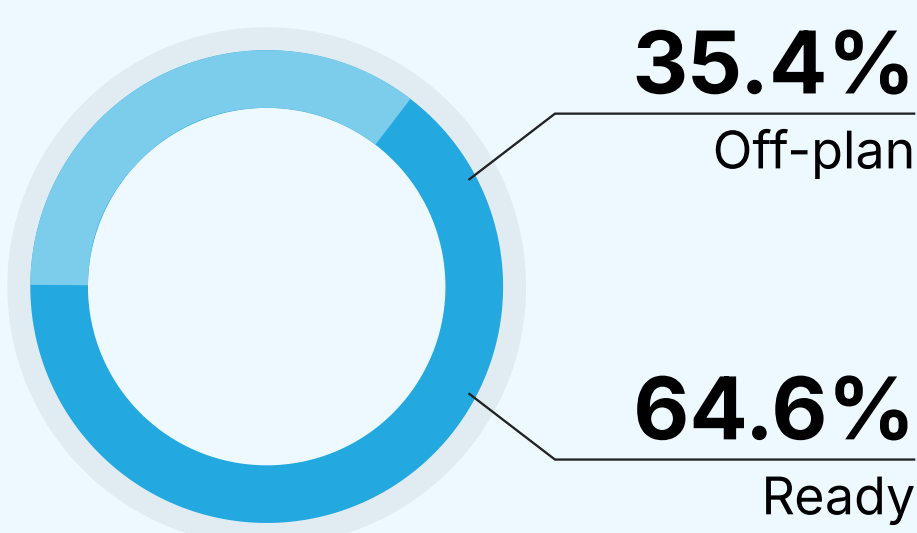
1st January - 31st March 2026

# AED 1,613

▲ **+11.6%**  
Average price per sq. ft  
Compared to Q1 2025

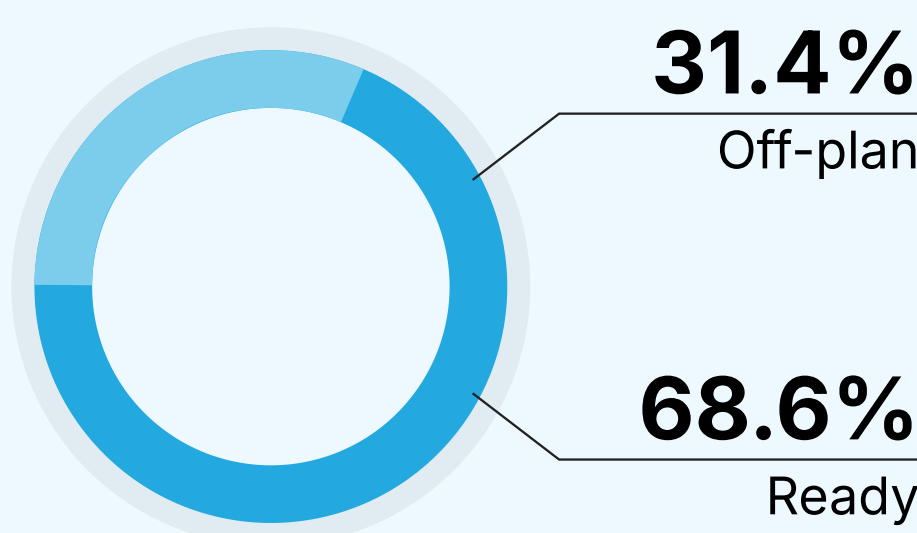
▼ **-41.5%**  
**79** Resale Transactions

### Transactions by Completion Status



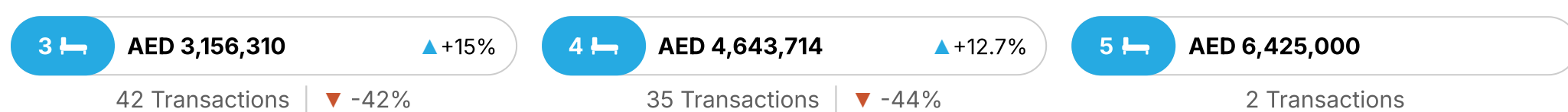
▼ **-32.5%**  
**AED 307.9M** Resale Value

### AED Value by Completion Status



## Average Resale Price

1st January - 31st March 2026



*\*Not all recorded property transactions specify number of bedrooms*

## Rental Summary

(Includes short-term and long-term contracts)

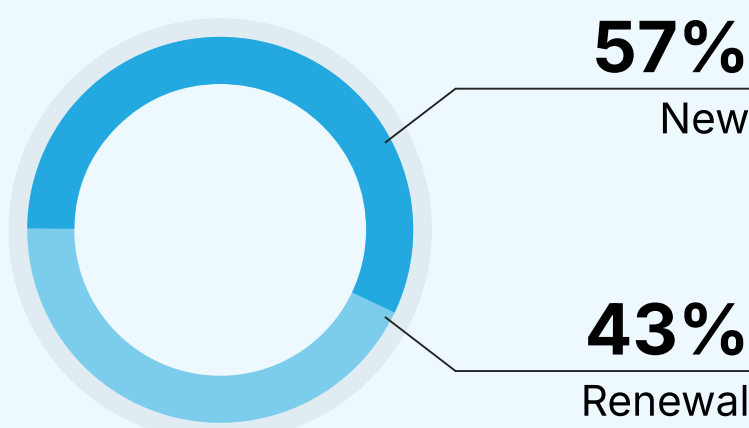
# AED 81

▲ **+1.2%**  
Average price per sq. ft  
Compared to Q1 2025

▲ **+10.8%**  
**235** Rental Transactions

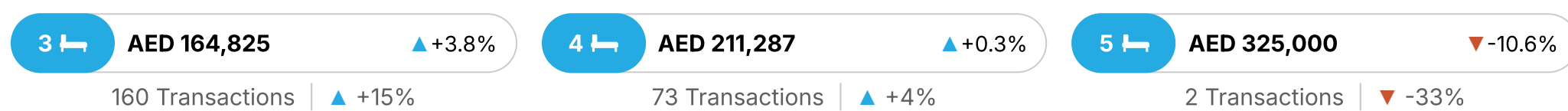
▲ **+12%**  
**AED 42.4M** Total Rental Value

**5.03%**  
Gross rental yield



## Average Rental Price

1st January - 31st March 2026



*\*Not all recorded property transactions specify number of bedrooms*

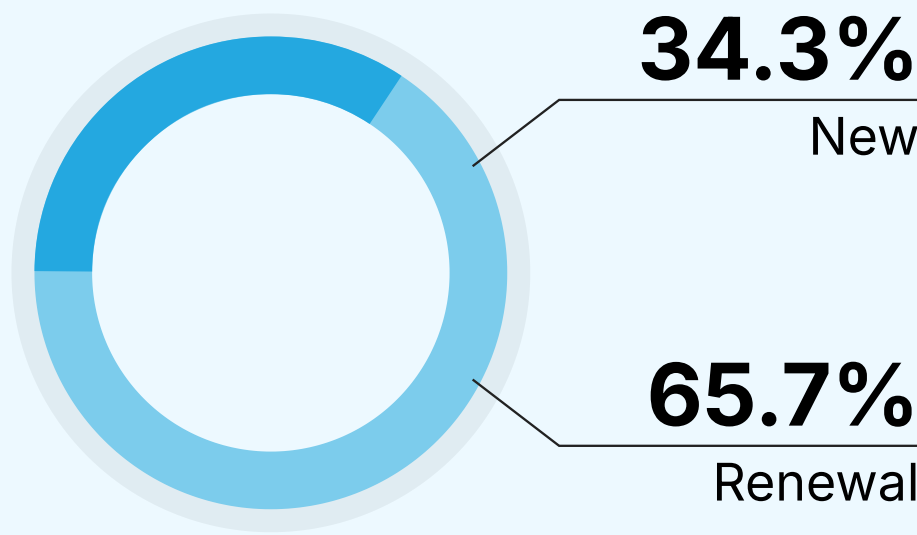
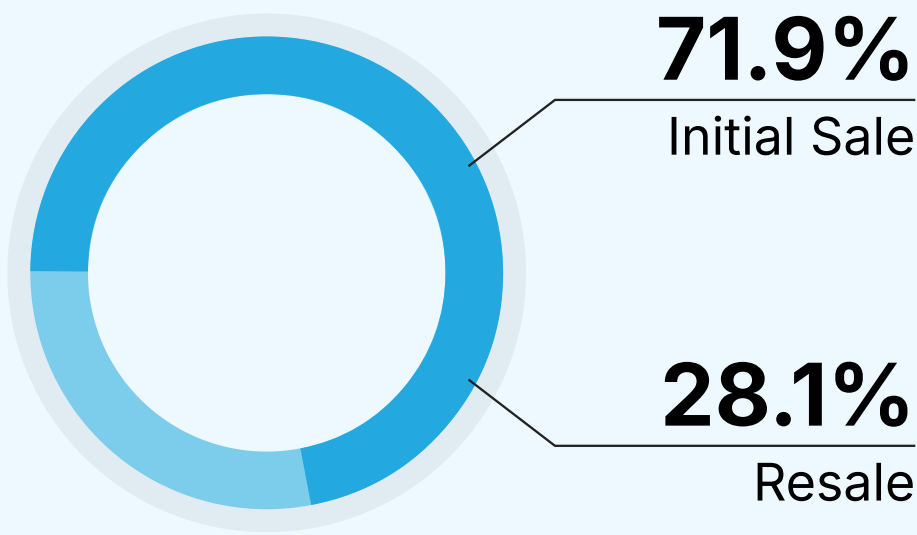
## Dubai Overall Market

# AED 139.122B

▲ **+21.5%** Total Sale Value

# AED 12.749B

▼ **-0.5%** Total Rental Value



▲ **+4.5%**  
**44,229** Sale Transactions

▼ **-6.8%**  
**144,515** Rental Transactions

