

Townhouses in Arabian Ranches 2

Q1 2026 Resale Report

1st January - 31st March 2026

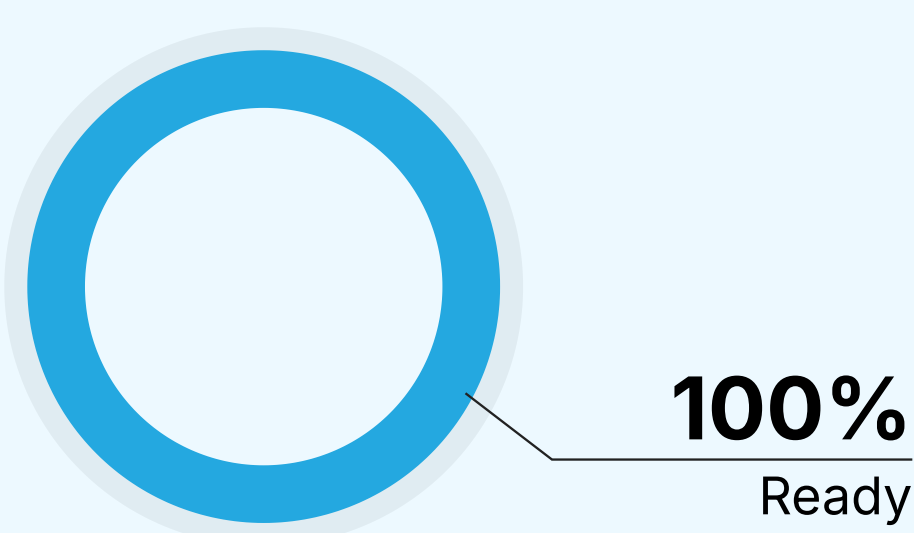
AED 1,779

▲ **+5.9%**
Average price per sq. ft
Compared to Q1 2025

▼ **-45.5%**

6 Resale Transactions

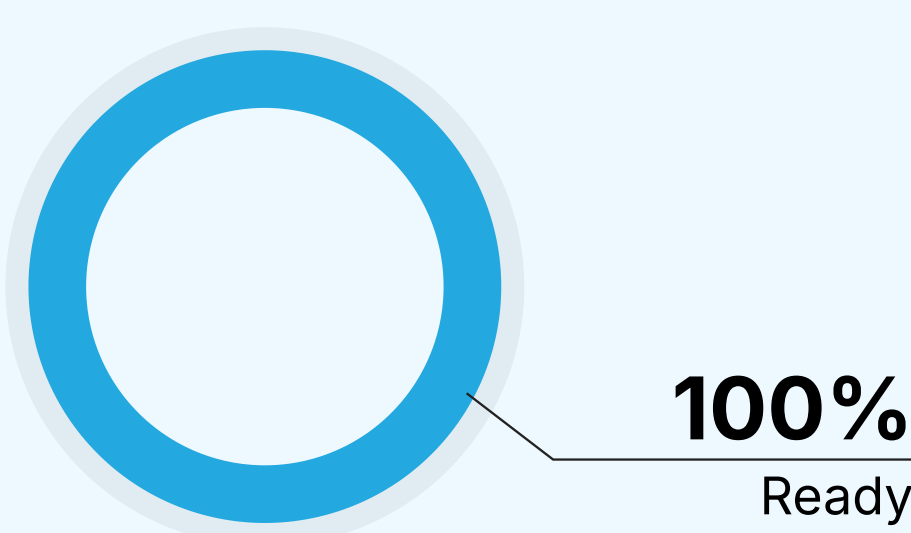
Transactions by Completion Status



▼ **-44.6%**

AED 23.1M Resale Value

AED Value by Completion Status



Average Resale Price

1st January - 31st March 2026

3 ← **AED 3,583,333** ▲ **+10.5%**
3 Transactions | ▶ 0%

4 ← **AED 4,116,667** ▲ **+2.9%**
3 Transactions | ▼ -62%

**Not all recorded property transactions specify number of bedrooms*

Rental Summary

(Includes short-term and long-term contracts)

AED 93

▲ **+2.2%**
Average price per sq. ft
Compared to Q1 2025

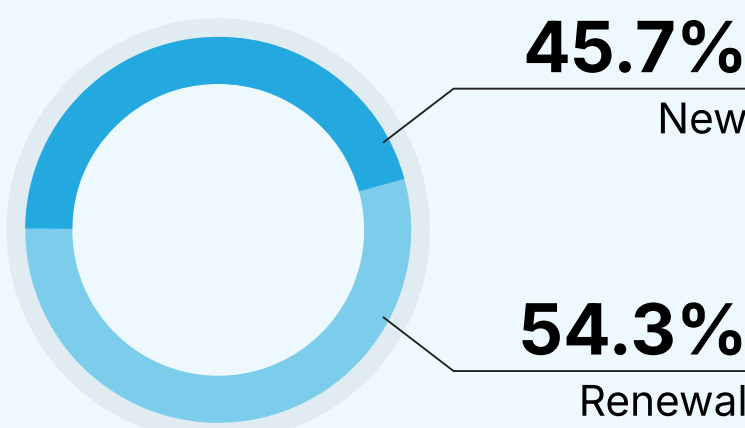
▼ **-9.8%**

46 Rental Transactions

▼ **-8.1%**

AED 9.5M Total Rental Value

5.18%
Gross rental yield



Average Rental Price

1st January - 31st March 2026

3 ← **AED 185,724** ▲ **+0.4%**
28 Transactions | ▼ -10%

4 ← **AED 237,160** ▲ **+3.7%**
18 Transactions | ▼ -10%

**Not all recorded property transactions specify number of bedrooms*

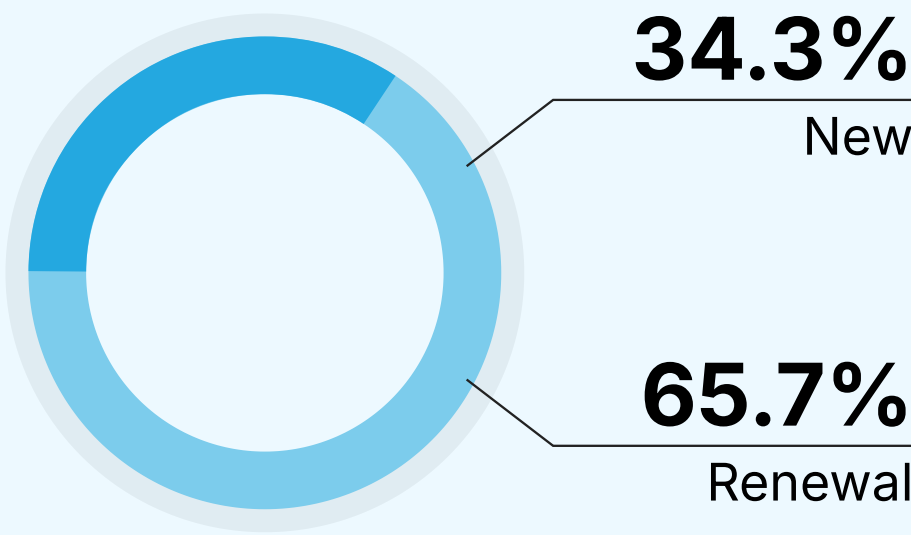
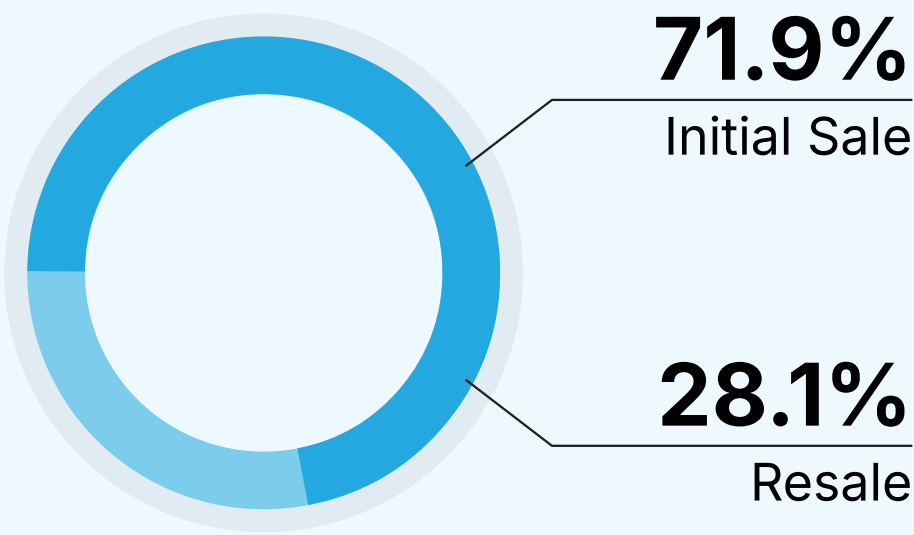
Dubai Overall Market

AED 139.122B

▲ **+21.5%** Total Sale Value

AED 12.749B

▼ **-0.5%** Total Rental Value



▲ **+4.5%**

44,229 Sale Transactions

▼ **-6.8%**

144,515 Rental Transactions

