

# Apartments in Al Furjan

## Q1 2026 Resale Report

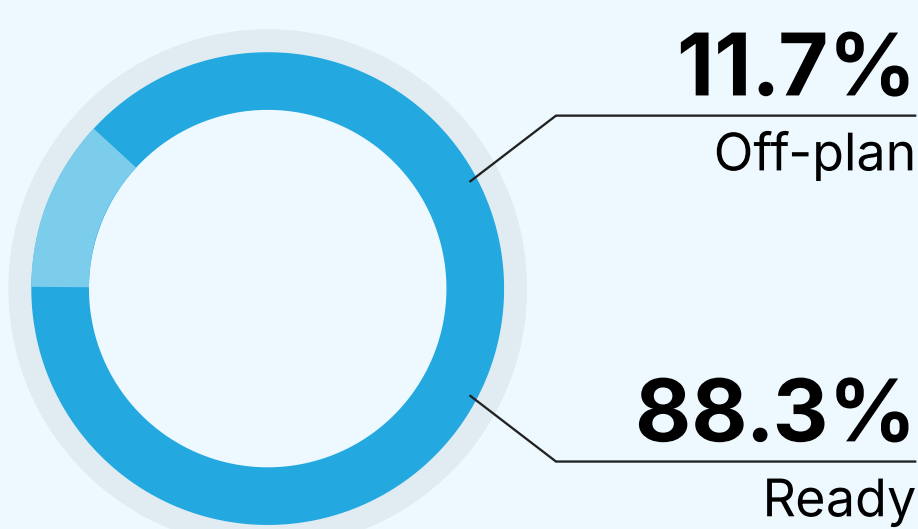
1st January - 31st March 2026

# AED 1,306

▲ +3.1%  
Average price per sq. ft  
Compared to Q1 2025

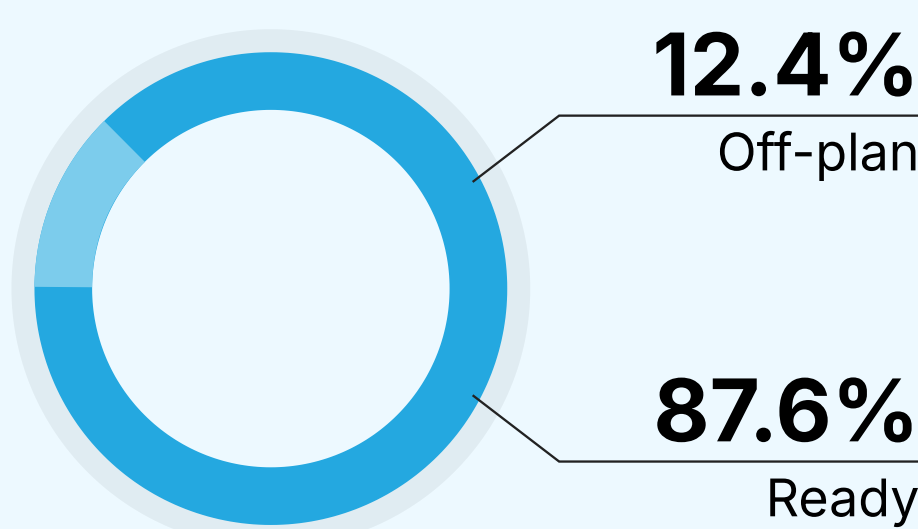
▼ -18.3%  
**205** Resale Transactions

### Transactions by Completion Status



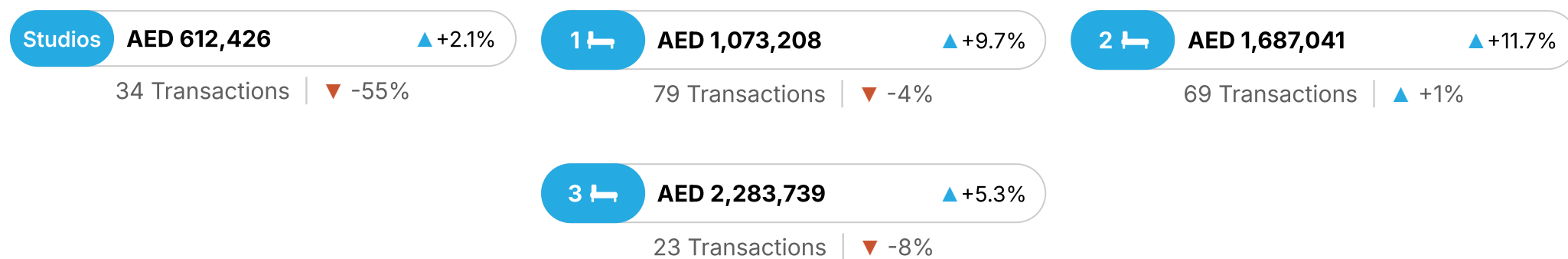
▼ -2.9%  
**AED 274.5M** Resale Value

### AED Value by Completion Status



## Average Resale Price

1st January - 31st March 2026



\*Not all recorded property transactions specify number of bedrooms

## Rental Summary


(Includes short-term and long-term contracts)

# AED 96

▲ +6.7%  
Average price per sq. ft  
Compared to Q1 2025

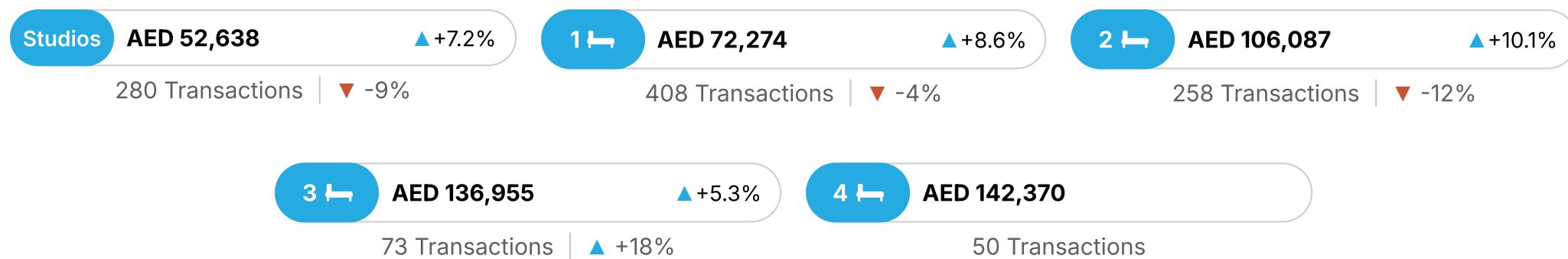
▼ -2%  
**1,070** Rental Transactions

▲ +10.5%  
**AED 88.8M** Total Rental Value



## Average Rental Price

1st January - 31st March 2026



\*Not all recorded property transactions specify number of bedrooms

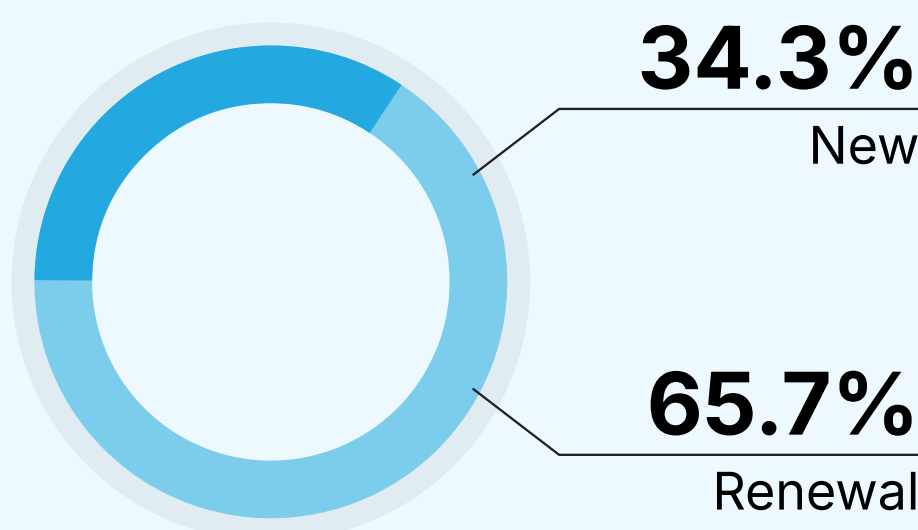
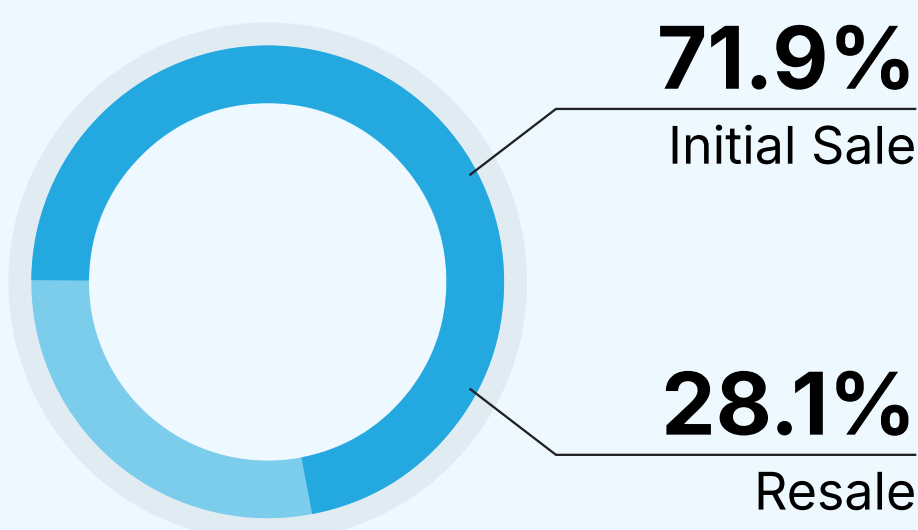
## Dubai Overall Market

# AED 139.122B

▲ +21.5% Total Sale Value

# AED 12.749B

▼ -0.5% Total Rental Value



▲ +4.5%  
**44,229** Sale Transactions

▼ -6.8%  
**144,515** Rental Transactions

