

# Apartments in Jumeirah Village Circle

## H1 2025 Resale Report

1st January - 30th June 2025

Powered by



PROPERTY MONITOR

# AED 1,302

▲ +18.1%  
Average price per sq. ft  
Compared to H1 2024

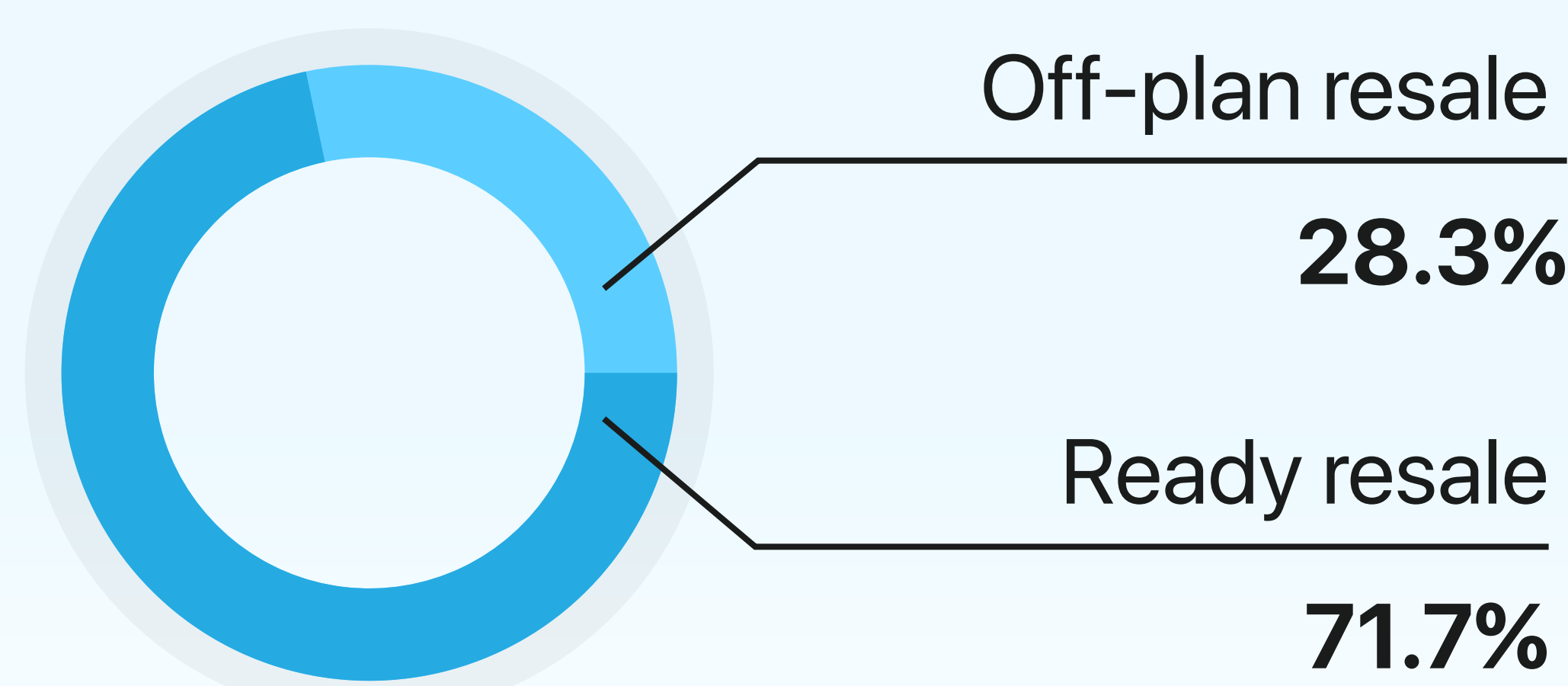
▲ +40%

2,988 Resale transactions

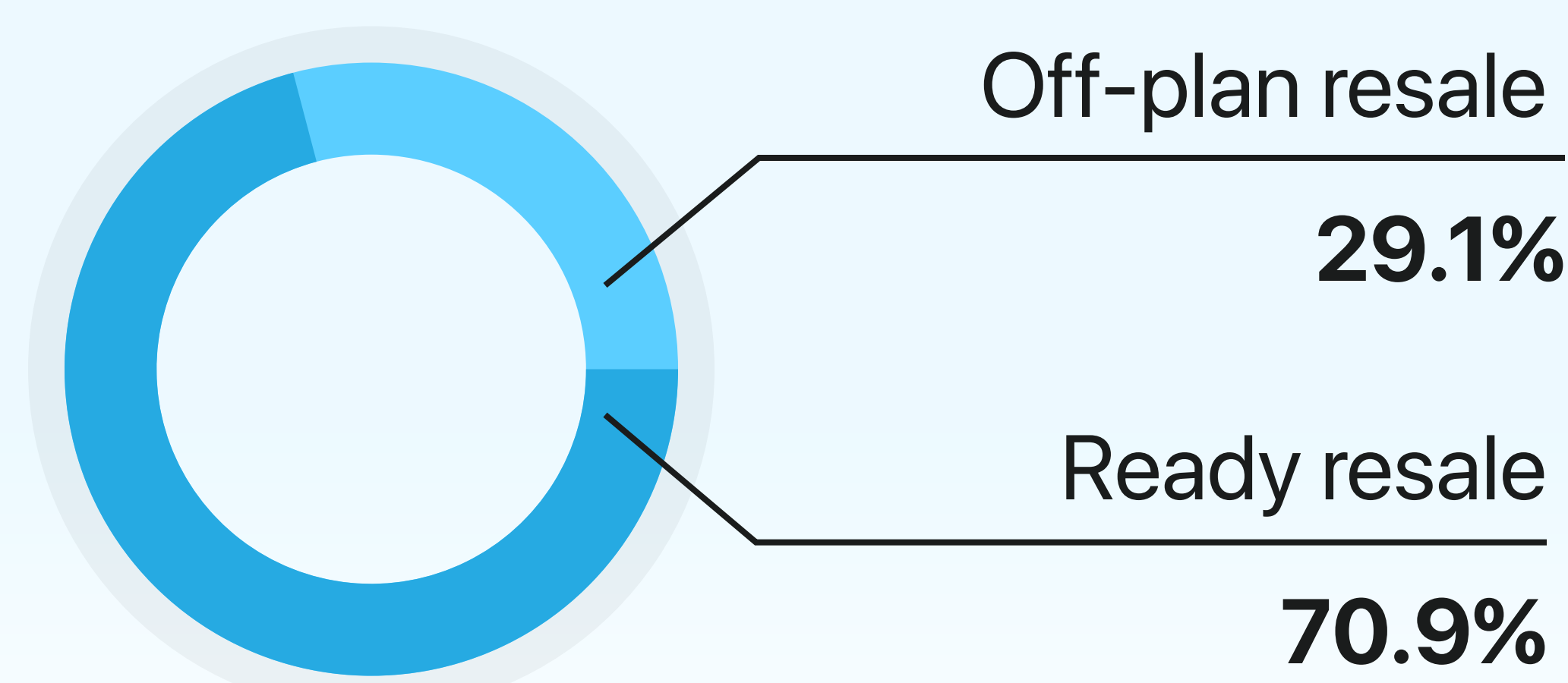
▲ +62%

AED 2.92B Total resale value

### Transactions by Completion Status



### AED Value by Completion Status



## Average Resale Price

1st January - 30th June 2025

<div>Studio</div> <div>AED 638,457</div> <div>847 transactions   ▲ 36.8%</div>	<div>1 </div> <div>AED 973,967</div> <div>1,655 transactions   ▲ 46.3%</div>	<div>2 </div> <div>AED 1,519,846</div> <div>434 transactions   ▲ 31.5%</div>
<div>3 </div> <div>AED 2,213,051</div> <div>46 transactions   ▼ -13.2%</div>	<div>4 </div> <div>AED 2,237,500</div> <div>4 transactions   ▲ 100%</div>	

\*Not all recorded property transactions specify number of bedrooms

## Rental Summary

# AED 90

▲ +11.9%  
Average price per sq. ft  
Compared to H1 2024

▲ +6.6%

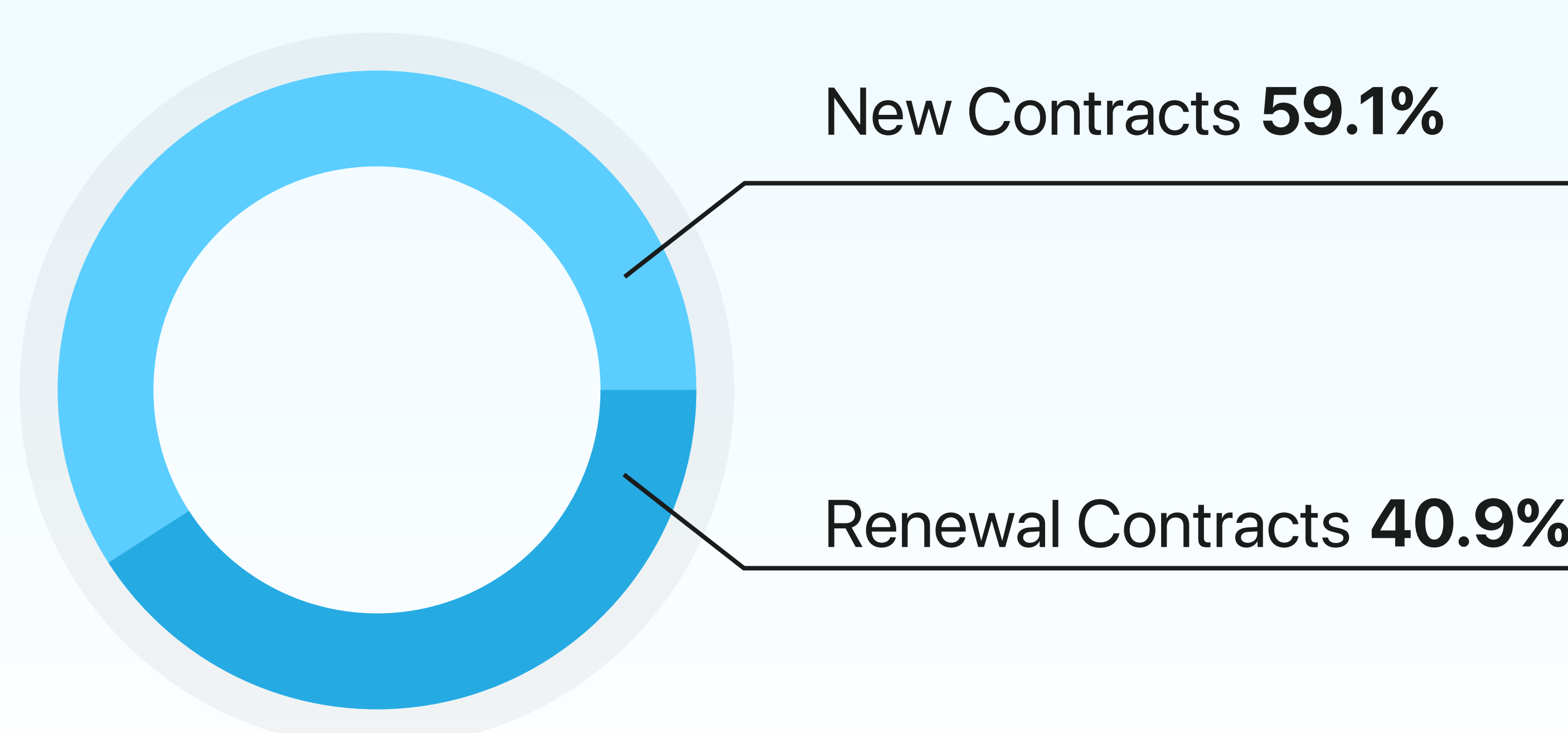
9,661 Rental transactions

▲ +17.2%

AED 670.6M Total rental value

## 7.74%

Gross rental yield



## Average Rental Price

1st January - 30th June 2025

<div>Studio</div> <div>AED 48,287</div> <div>2,445 transactions   ▲ 7.8%</div>	<div>1 </div> <div>AED 68,424</div> <div>5,337 transactions   ▲ 10.7%</div>	<div>2 </div> <div>AED 97,414</div> <div>1,665 transactions   ▲ 3%</div>
<div>3 </div> <div>AED 126,413</div> <div>153 transactions   ▼ -14.5%</div>	<div>4 </div> <div>AED 162,328</div> <div>16 transactions   ▲ 33.3%</div>	

\*Not all recorded property transactions specify number of bedrooms

