

Apartments in

Palm Jumeirah

Q1 2025 Resale Report

1st January - 31st March 2025

Powered by



PROPERTY  
MONITOR

AED 3,114

+ 8.8% Increased

Average price per sq. ft

Compared to Q1 2024

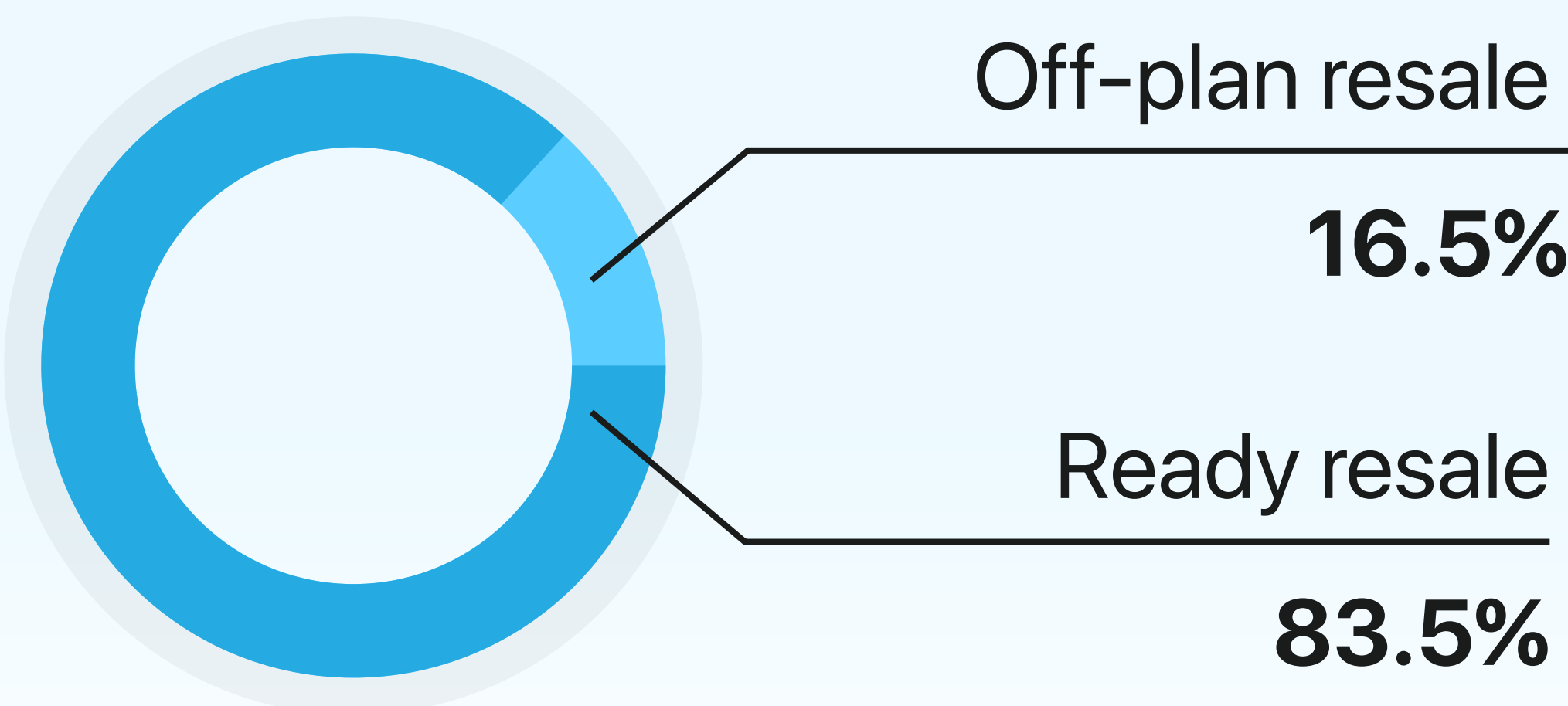
+27.6%

291 Resale transactions

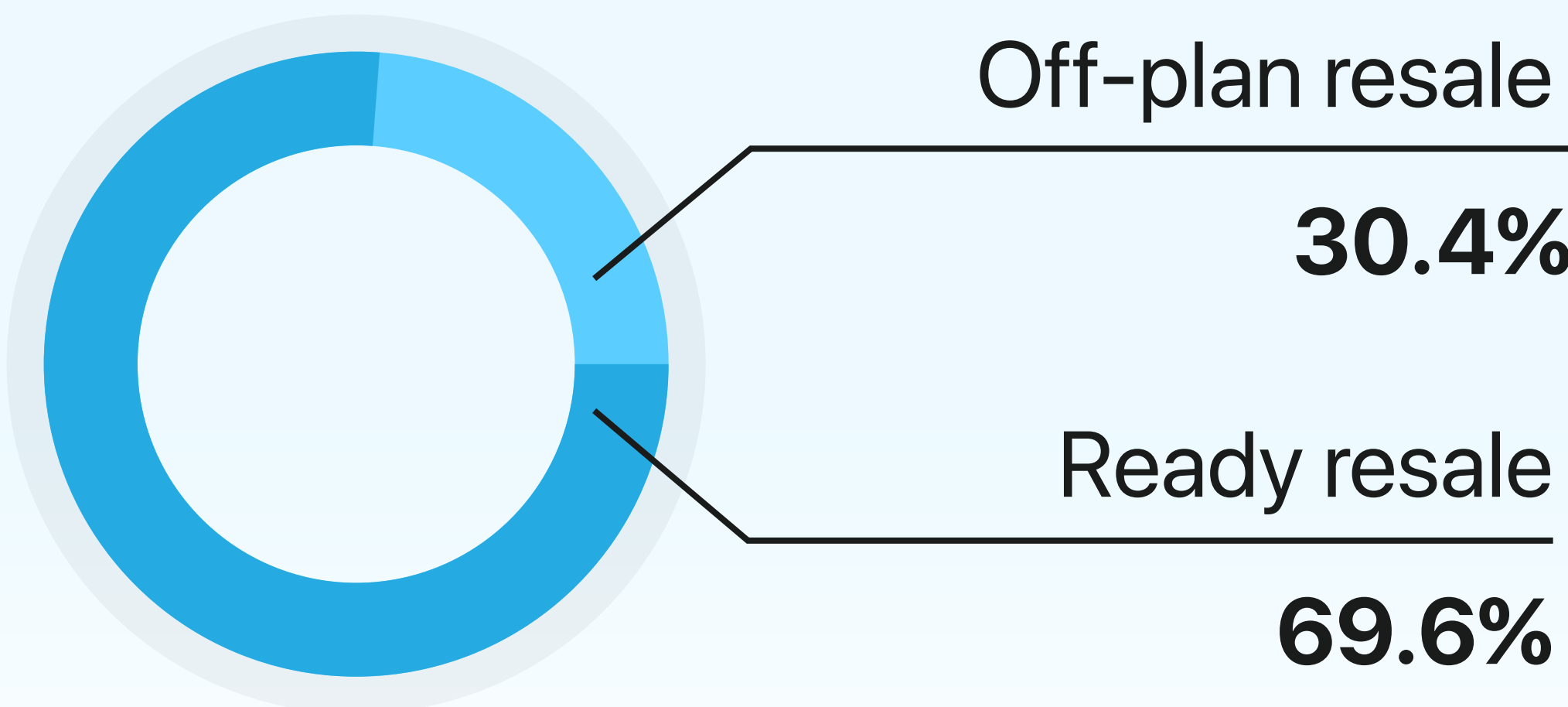
+28.6%

AED 2.1B Total resale value

Transactions by Completion Status



AED Value by Completion Status



Average Resale Price


1st January - 31st March 2025

Studio	AED 1,573,970.6	1	AED 3,279,476.6	2	AED 5,330,977.3
34 transactions   ▲ 126.7%		62 transactions   ▲ 10.7%		110 transactions   ▲ 23.6%	
3	AED 12,022,073.5	4	AED 22,409,722.2	5	AED 26,333,333.3
62 transactions   ▲ 37.8%		18 transactions   ▼ -5.3%		3 transactions   ▼ -25%	

\*Not all recorded property transactions specify number of bedrooms

Most searched areas in Palm Jumeirah

Properties for sale



Rental Summary

AED 143

+ 14.4% Increased

Average price per sq. ft

Compared to Q1 2024

-15.3%

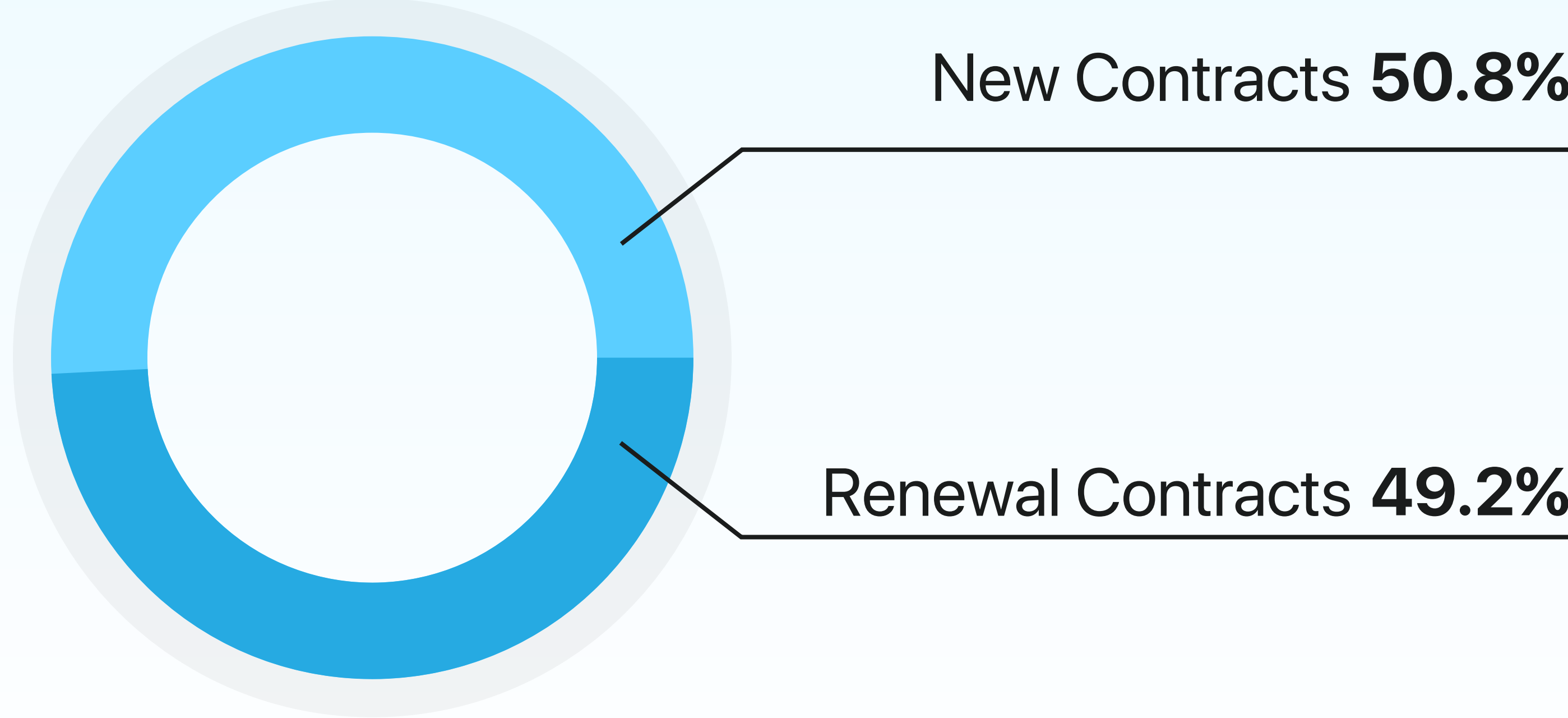
846 Rental transactions

-0.4%

AED 217.7M Total rental value

5.24%

Gross rental yield



Average Rental Price

1st January - 31st March 2025

Studio	AED 114,339.9	1	AED 153,266.6	2	AED 266,199.5
72 transactions   ▲ 4.3%		174 transactions   ▼ -38.3%		243 transactions   ▼ -38.8%	
3	AED 408,769.3	4	AED 580,138.4	5	AED 673,710.2
116 transactions   ▼ -38.9%		20 transactions   ▼ -37.5%		10 transactions   ▲ 25%	

\*Not all recorded property transactions specify number of bedrooms