

Apartments in

Madinat Jumeirah Living

Q1 2025 Resale Report

1st January - 31st March 2025

Powered by

PROPERTY  
MONITOR

AED

2,852

▲ + 9.9% Increased

Average price per sq. ft

Compared to Q1 2024

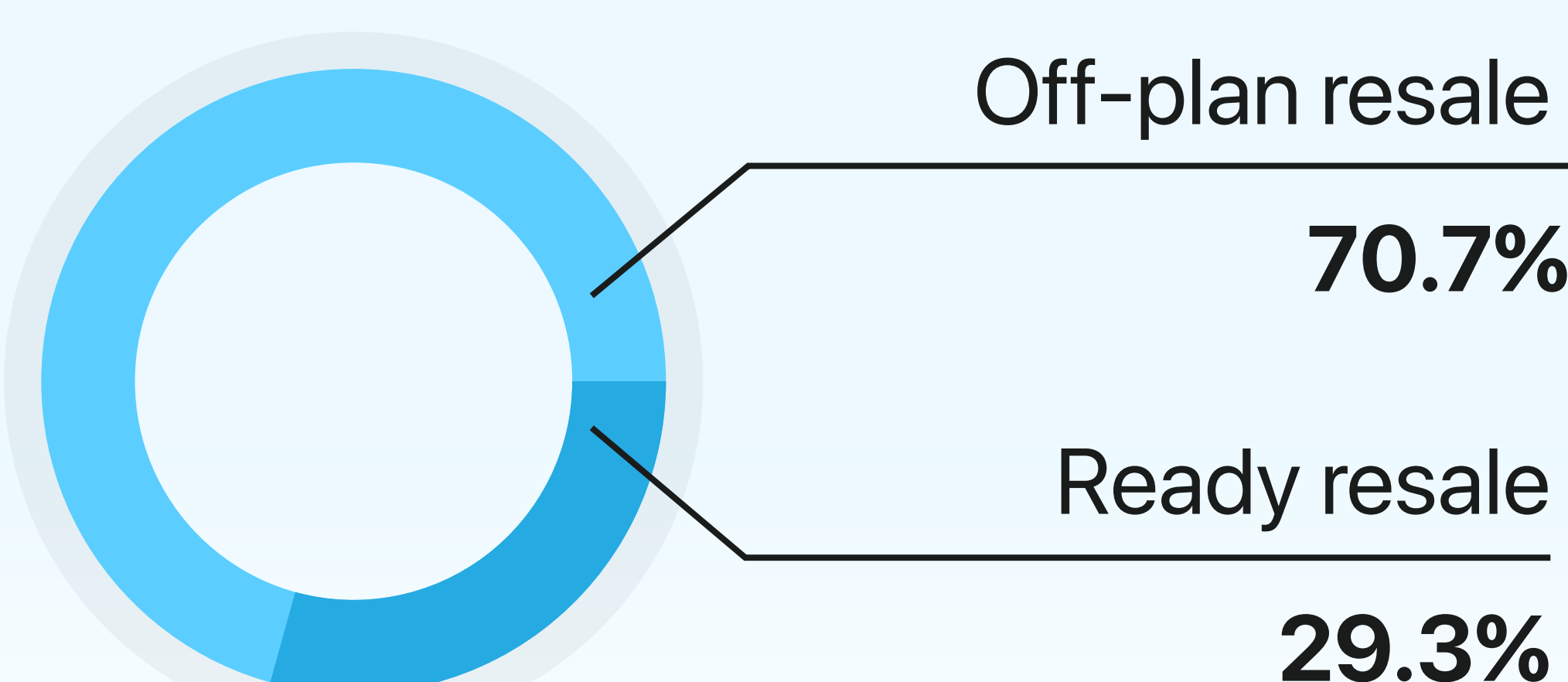
▼ -31.8%

75 Resale transactions

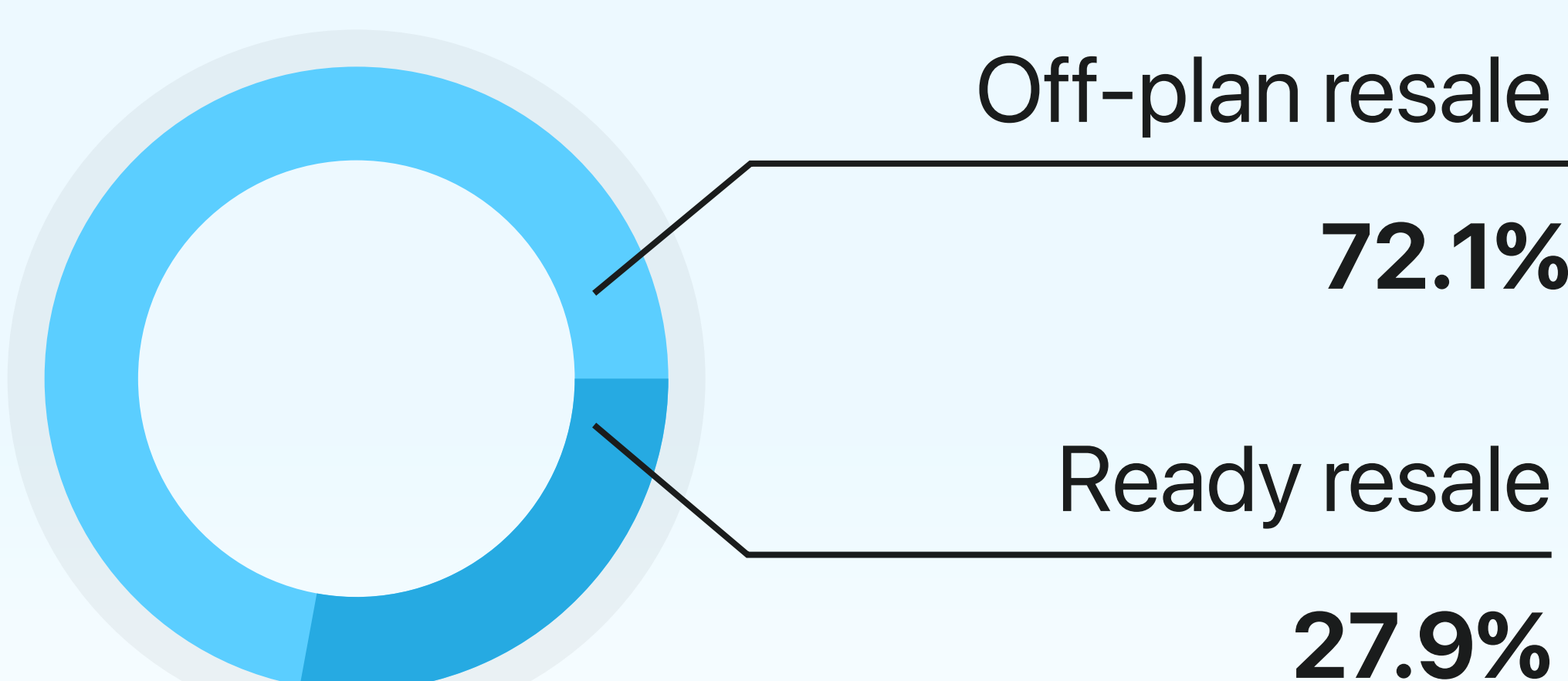
▼ -29.9%

AED 244.3M Total resale value

Transactions by Completion Status







AED Value by Completion Status



Average Resale Price

1st January - 31st March 2025

|   |                 |
|---|-----------------|
| 1  | AED 2,157,899   |
| 29 transactions   ▼ -35.6%  |                 |
| 2  | AED 3,325,073.5 |
| 34 transactions   ▼ -35.8%  |                 |
| 3  | AED 5,437,909.1 |
| 11 transactions   ▲ 22.2%   |                 |
| 4  | AED 8,859,000   |
| 1 transactions   ▼ -66.7%   |                 |

\*Not all recorded property transactions specifiy number of bedrooms

Rental Summary

AED

157

▼ - 5.4% Decreased

Average price per sq. ft

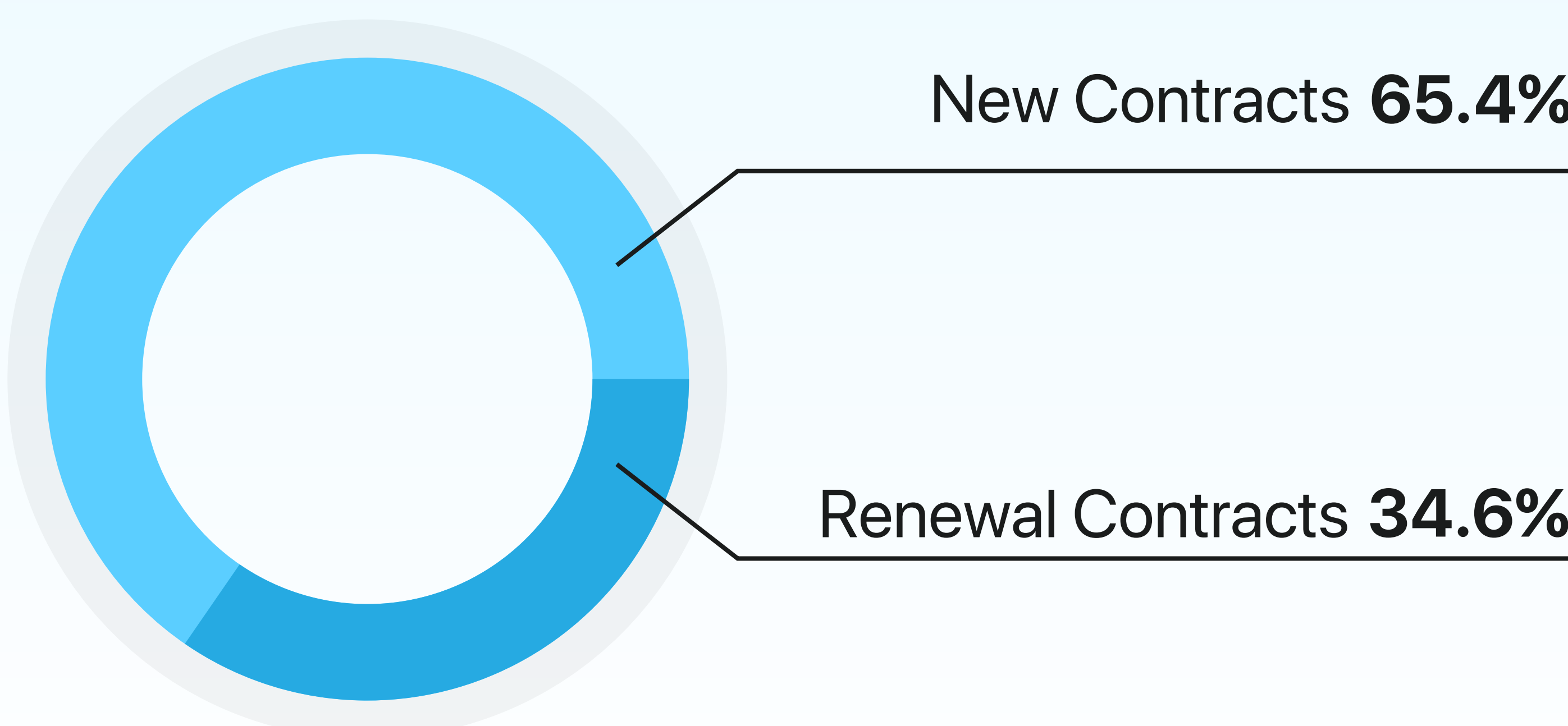
Compared to Q1 2024

▲ +20.0%

78 Rental transactions





▲ +7.4%

AED 14.4M Total rental value



Average Rental Price

1st January - 31st March 2025

|   |               |
|---|---------------|
| 1  | AED 125,968   |
| 39 transactions   ▲ 18.2%   |               |
| 2  | AED 206,807.7 |
| 26 transactions   ▲ 4%  |               |
| 3  | AED 335,000   |
| 3 transactions   ▼ -25%   |               |
| 4  | AED 488,750   |
| 4 transactions   ▲ 33.3%  |               |

\*Not all recorded property transactions specifiy number of bedrooms

