

Apartments in

Jumeirah  
Village Circle

Q1 2025 Resale Report

1st January - 31st March 2025

Powered by

PROPERTY  
MONITOR

AED 1,305

▲ + 21.4% Increased

Average price per sq. ft

Compared to Q1 2024

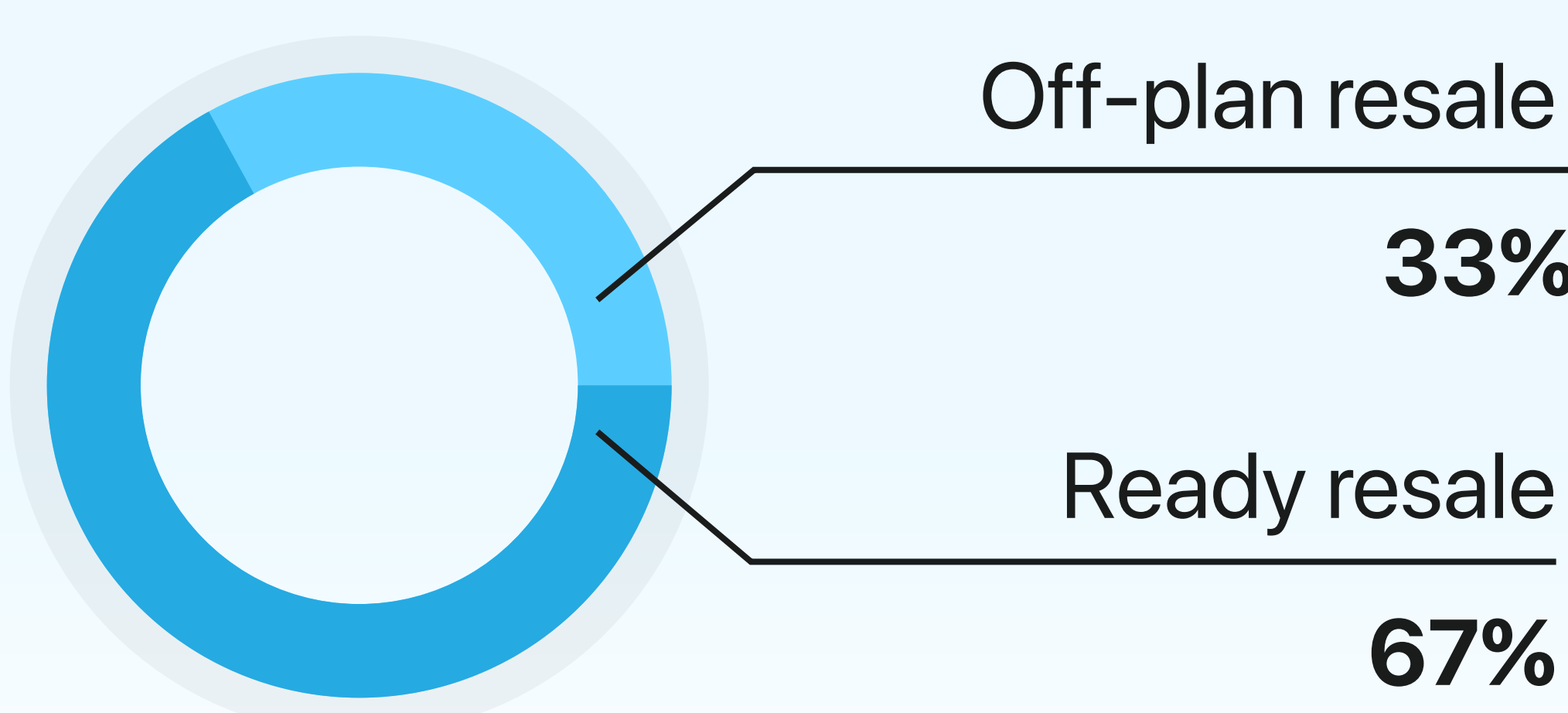
▲ +43.3%

1,485 Resale transactions

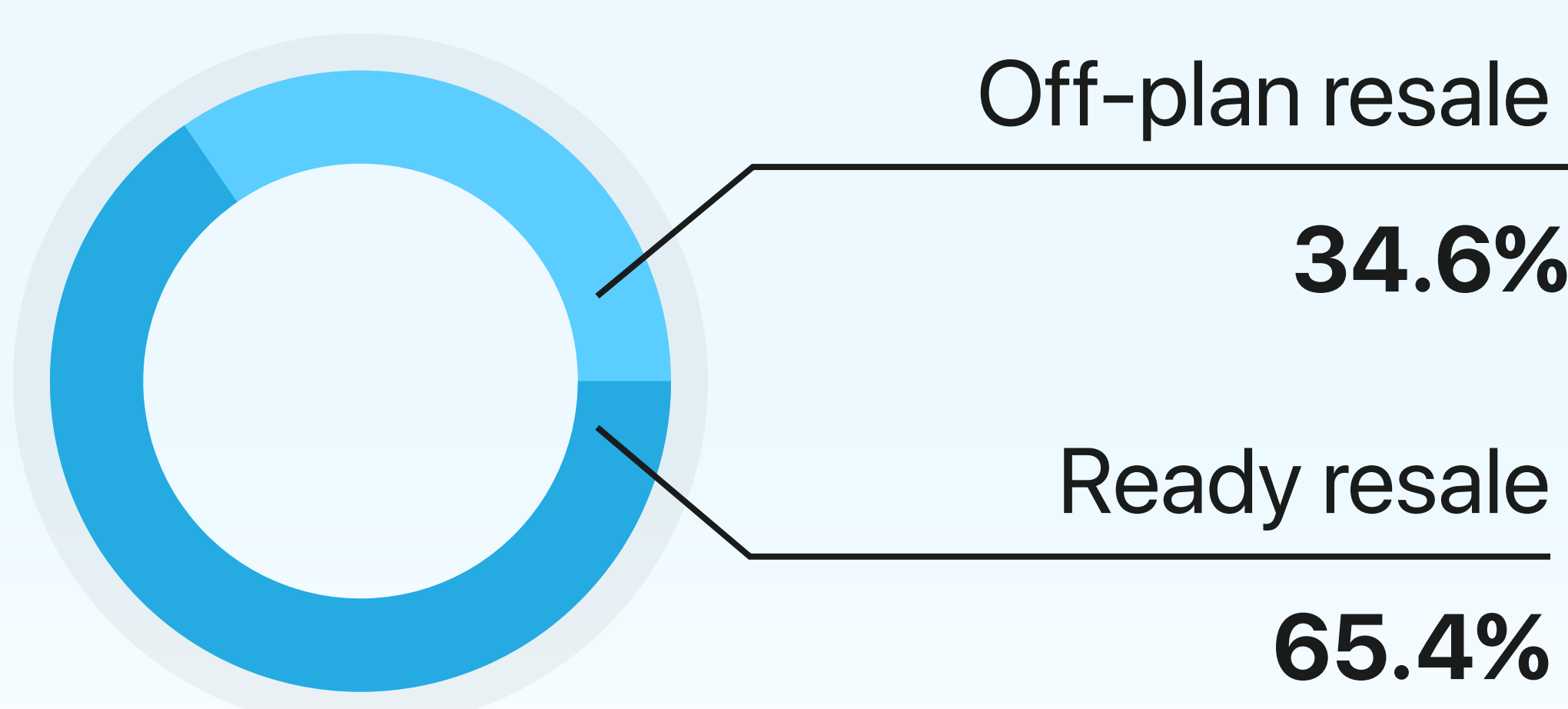
▲ +69.9%

AED 1.4B Total resale value

Transactions by Completion Status







AED Value by Completion Status



Average Resale Price

1st January - 31st March 2025

<div>Studio</div> <div>AED 628,551.7</div> <div>447 transactions   ▲ 50%</div>	<div>1 </div> <div>AED 970,770.6</div> <div>781 transactions   ▲ 39%</div>	<div>2 </div> <div>AED 1,515,491.1</div> <div>232 transactions   ▲ 51.6%</div>
<div>3 </div> <div>AED 2,336,467.5</div> <div>20 transactions   ▼ -9.1%</div>	<div>4 </div> <div>AED 2,150,000</div> <div>2 transactions   ▲ 100%</div>	

\*Not all recorded property transactions specify number of bedrooms

Most searched areas in  
Jumeirah Village Circle

Properties for sale



Rental Summary

AED 90

▲ + 12.5% Increased

Average price per sq. ft

Compared to Q1 2024

▼ -15.1%

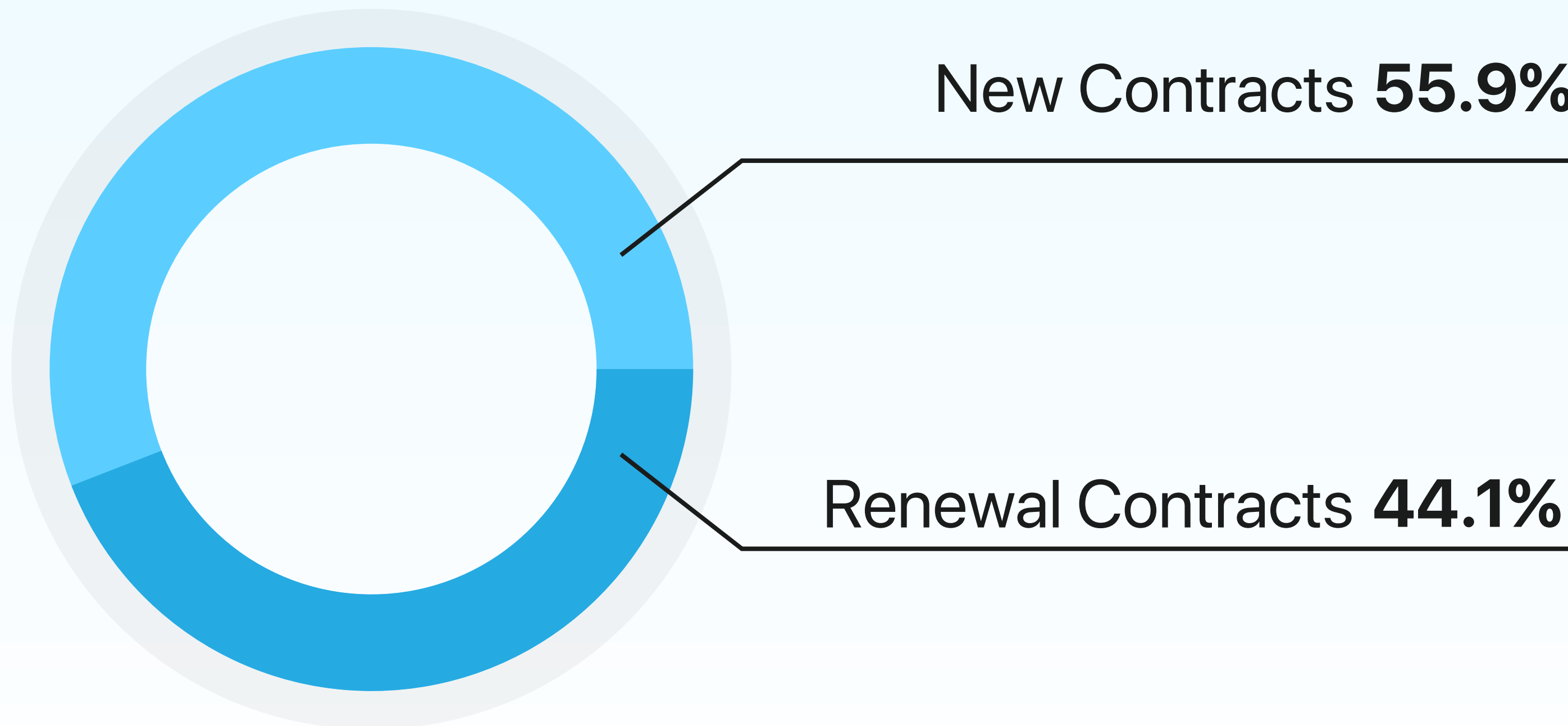
3,983 Rental transactions

▼ -4.2%

AED 271.8M Total rental value





7.92%

Gross rental yield



Average Rental Price

1st January - 31st March 2025

<div>Studio</div> <div>AED 46,634.8</div> <div>892 transactions   ▼ -30.8%</div>	<div>1 </div> <div>AED 66,738.8</div> <div>2,024 transactions   ▼ -18%</div>	<div>2 </div> <div>AED 96,542.7</div> <div>592 transactions   ▼ -26.6%</div>
<div>3 </div> <div>AED 119,287.4</div> <div>61 transactions   ▼ -28.2%</div>	<div>4 </div> <div>AED 190,000</div> <div>5 transactions   ▼ -16.7%</div>	

\*Not all recorded property transactions specify number of bedrooms

