

Apartments in Jumeirah Lake Towers

Q1 2025 Resale Report
1st January - 31st March 2025

Powered by



PROPERTY
MONITOR

AED 1,497

▲ **+13.5% Increased**
Average price per sq. ft
Compared to Q1 2024

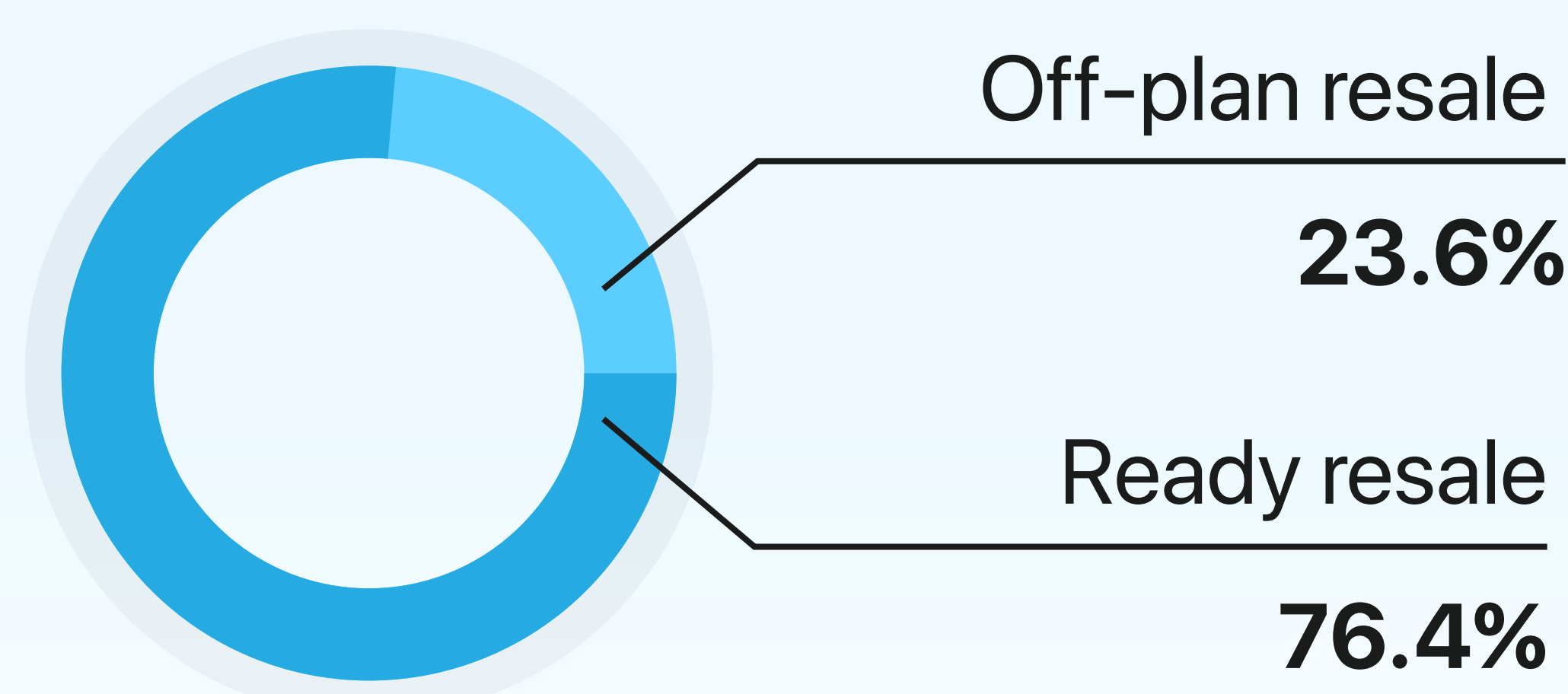
▲ **+6%**

492 Resale transactions

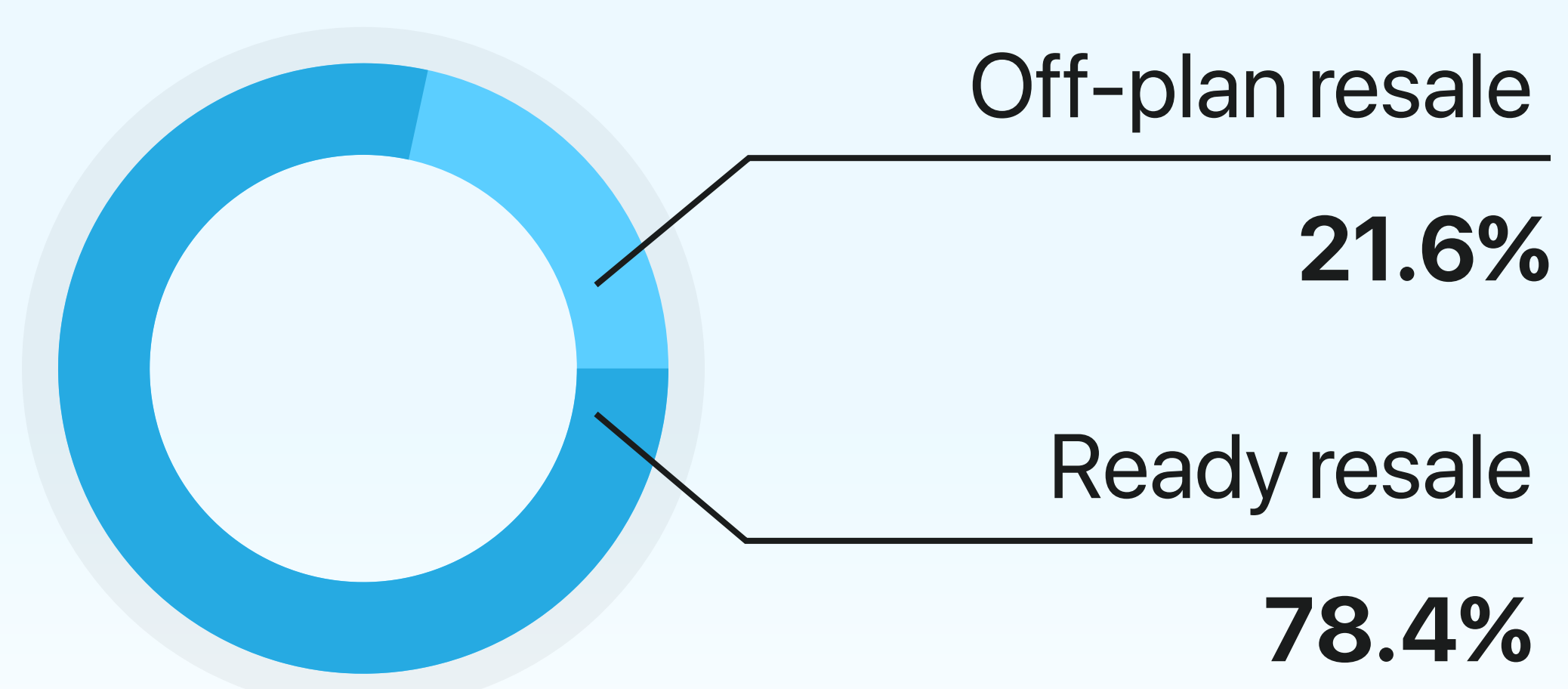
▲ **+30.7%**

AED 774.7M Total resale value

Transactions by Completion Status



AED Value by Completion Status



Average Resale Price

1st January - 31st March 2025

Studio AED 696,735.6 92 transactions ▼ -24%	1 Bed AED 1,241,023 211 transactions ▲ 2.9%	2 Bed AED 2,032,508 134 transactions ▲ 44.1%
3 Bed AED 3,031,913.5 46 transactions ▲ 15%	4 Bed AED 5,523,000 5 transactions ► 0%	5 Bed AED 2,325,000 4 transactions ► 0%

*Not all recorded property transactions specify number of bedrooms

Most searched areas in Jumeirah Lake Towers

Properties for sale



Se7en City JLT 5.9%

Rental Summary

AED 102

▲ **+10.9% Increased**
Average price per sq. ft
Compared to Q1 2024

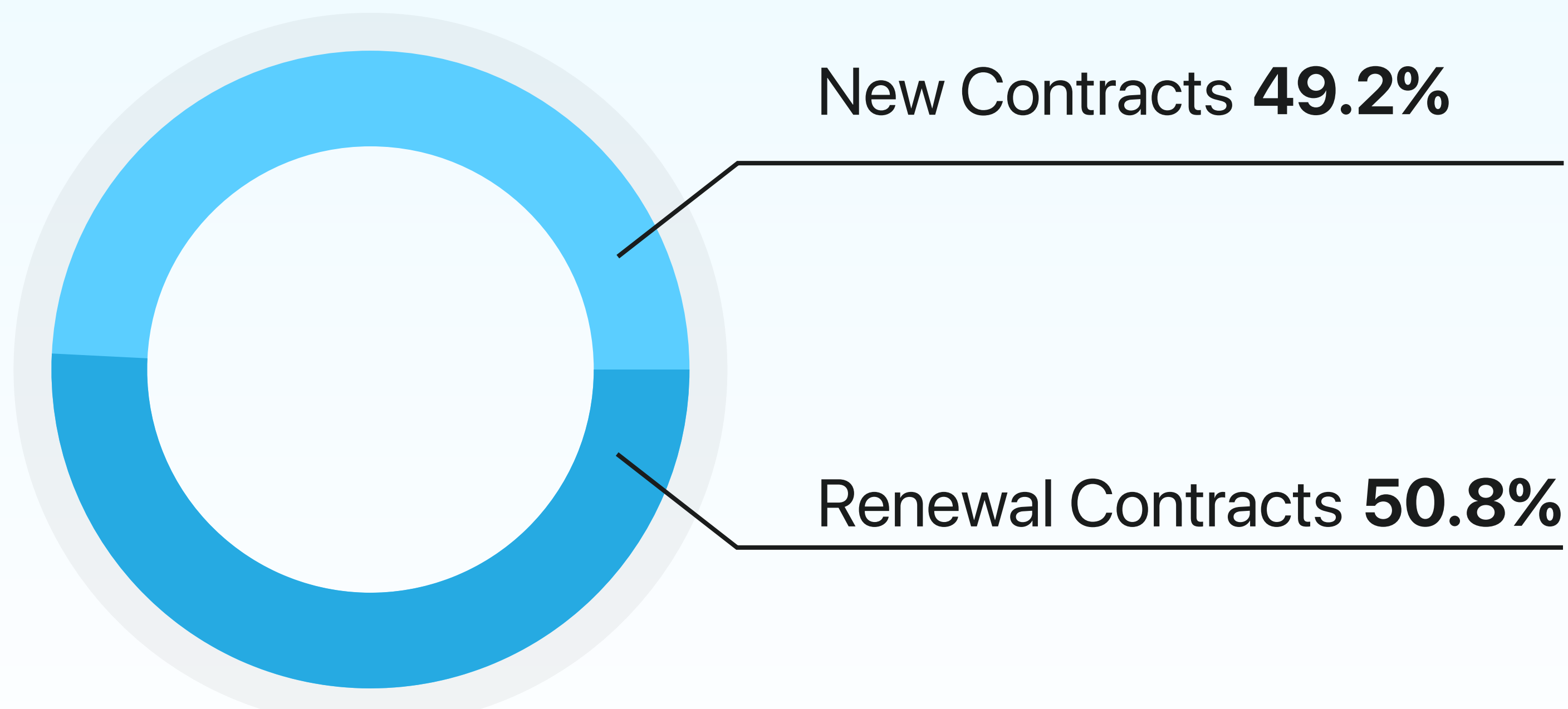
▼ **-22.8%**

1,548 Rental transactions

▼ **-15.9%**

144.8M Total rental value

7.66%
Gross rental yield



Average Rental Price

1st January - 31st March 2025

Studio AED 57,497.6 274 transactions ▼ -20.8%	1 Bed AED 83,406.11 707 transactions ▼ -23.9%	2 Bed AED 116,247.9 366 transactions ▼ -36.1%
3 Bed AED 149,012.3 98 transactions ▼ -25.8%	4 Bed AED 183,697 4 transactions ▼ -69.2%	5 Bed AED 370,000 2 transactions ▼ -50.0%

*Not all recorded property transactions specify number of bedrooms