

Apartments in

Dubai Marina

Q1 2025 Resale Report

1st January - 31st March 2025

Powered by

PROPERTY
MONITOR

AED 1,923

▲ +5.6% Increased

Average price per sq. ft

Compared to Q1 2024

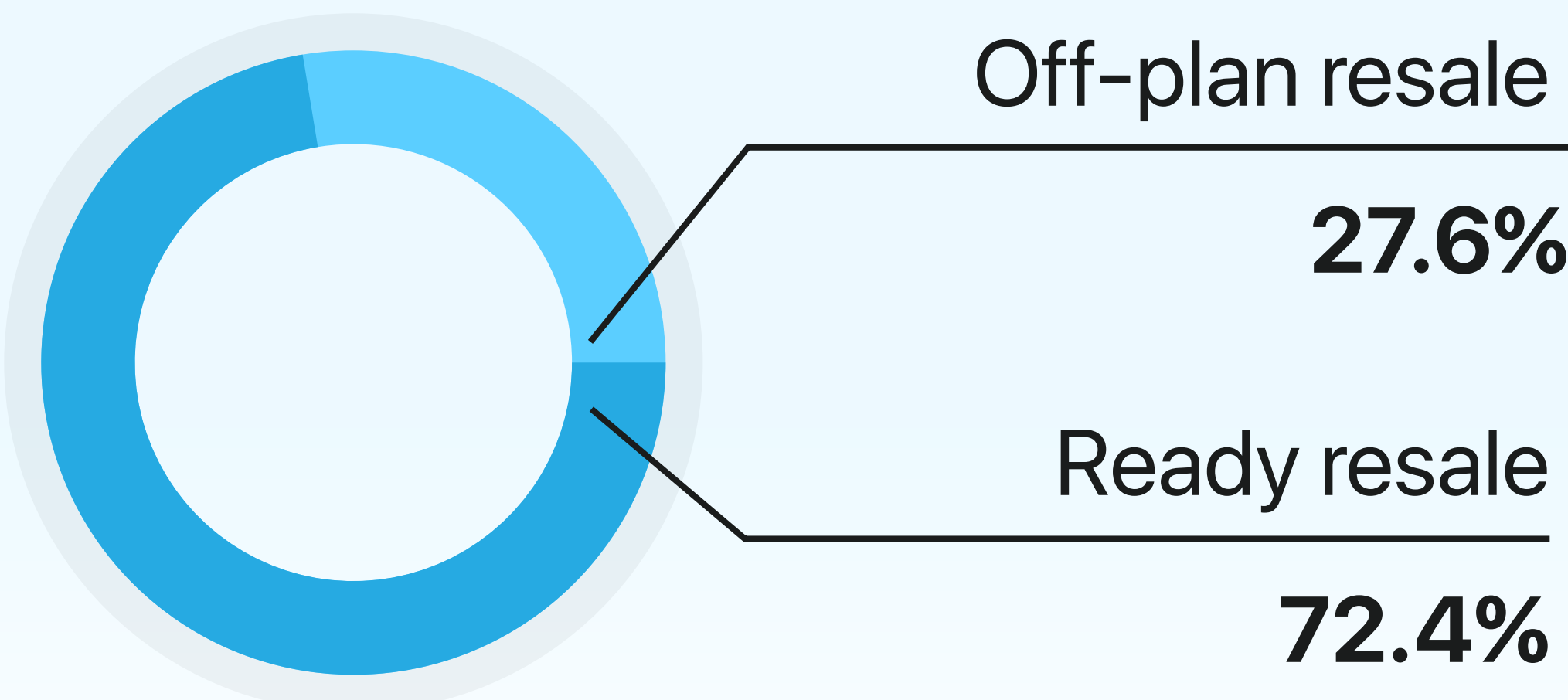
▲ +37.9%

976 Resale transactions

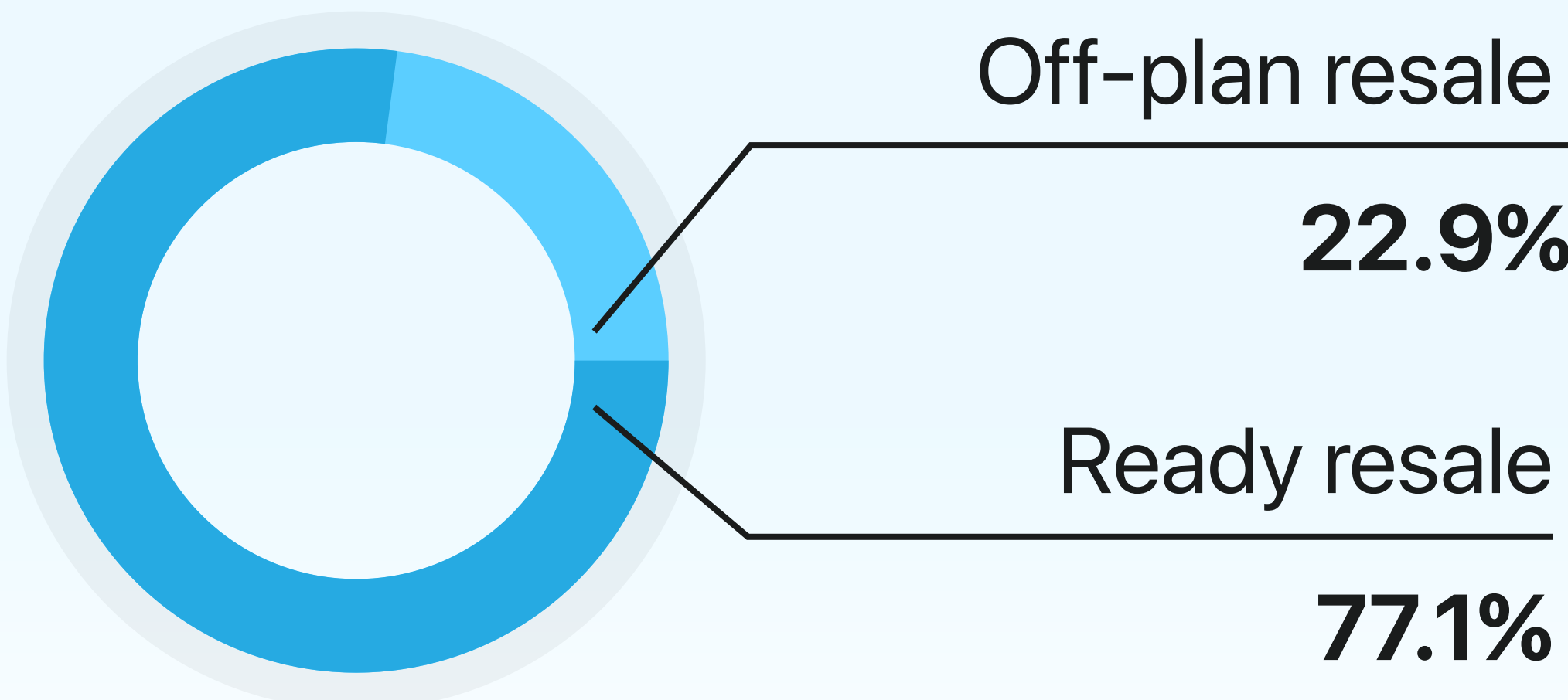
▲ +32.2%

AED 2.2B Total resale value

Transactions by Completion Status








AED Value by Completion Status



Average Resale Price

1st January - 31st March 2025

Studio	AED 1,335,082.9	223 transactions ▲ 431%
1 	AED 1,666,465.3	360 transactions ▲ 19.6%
2 	AED 2,374,080.9	263 transactions ▲ 17.9%
3 	AED 4,161,124.4	106 transactions ▼ -8.6%
4 	AED 7,724,596.7	19 transactions ▼ -17.4%
5 	AED 19,050,000	3 transactions ▲ 50%

*Not all recorded property transactions specify number of bedrooms

Most searched areas in Dubai Marina

Properties for sale



Rental Summary

AED 114

▲ +8.6% Increased

Average price per sq. ft

Compared to Q1 2024

▼ -27.7%

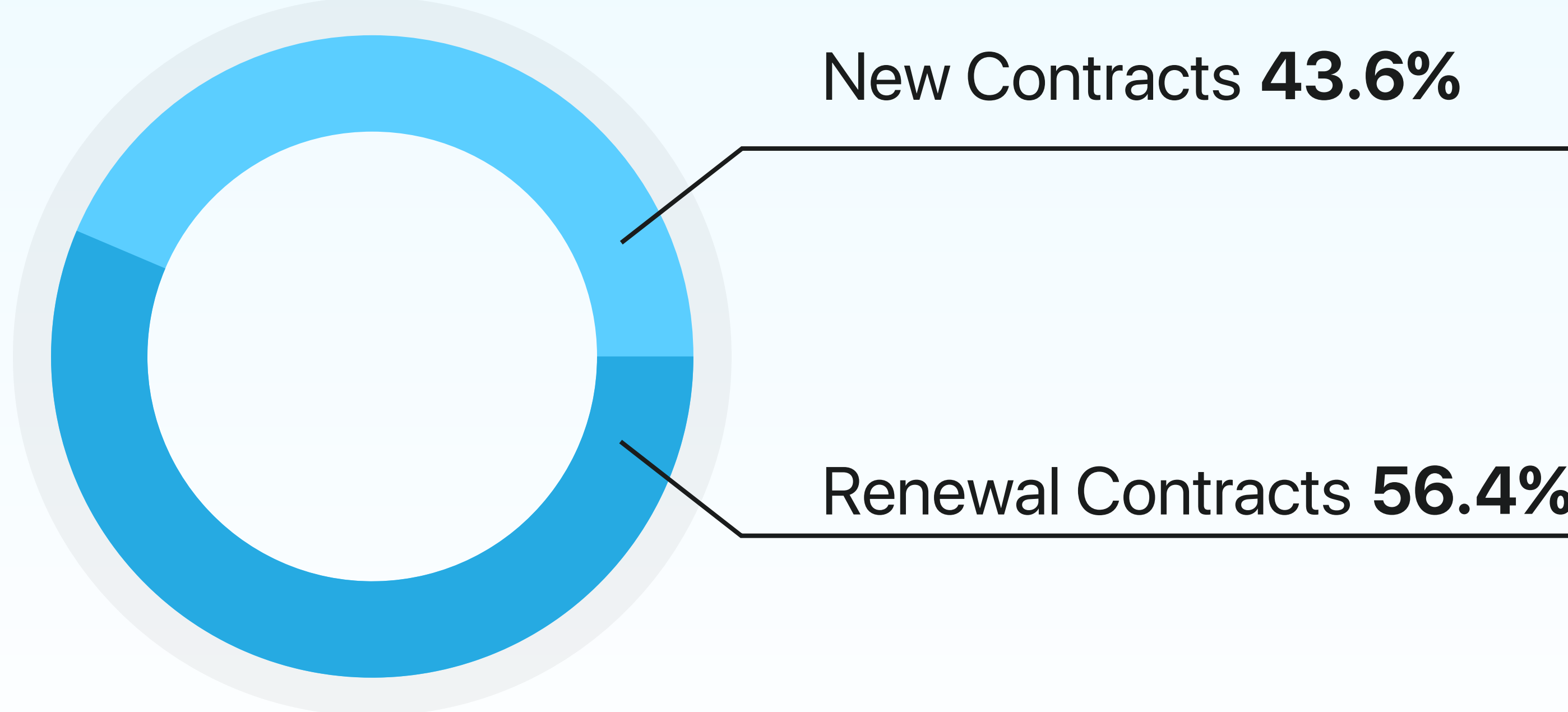
2,748 Rental transactions

▼ -23.1%

AED 356.7M Total rental value






6.35%

Gross rental yield



Average Rental Price

1st January - 31st March 2025

Studio	AED 76,349.8	160 transactions ▼ -37.5%
1 	AED 95,769.3	1,166 transactions ▼ -29.2%
2 	AED 141,122.4	926 transactions ▼ -31.2%
3 	AED 214,777.4	272 transactions ▼ -39.1%
4 	AED 376,072.1	39 transactions ▼ -38.1%
5 	AED 950,000	1 transaction ▼ -75.0%

*Not all recorded property transactions specify number of bedrooms