

Apartments in

Downtown Dubai

Q1 2025 Resale Report

1st January - 31st March 2025

Powered by

PROPERTY
MONITOR

AED 2,822

▲ +12.2% Increased

Average price per sq. ft

Compared to Q1 2024

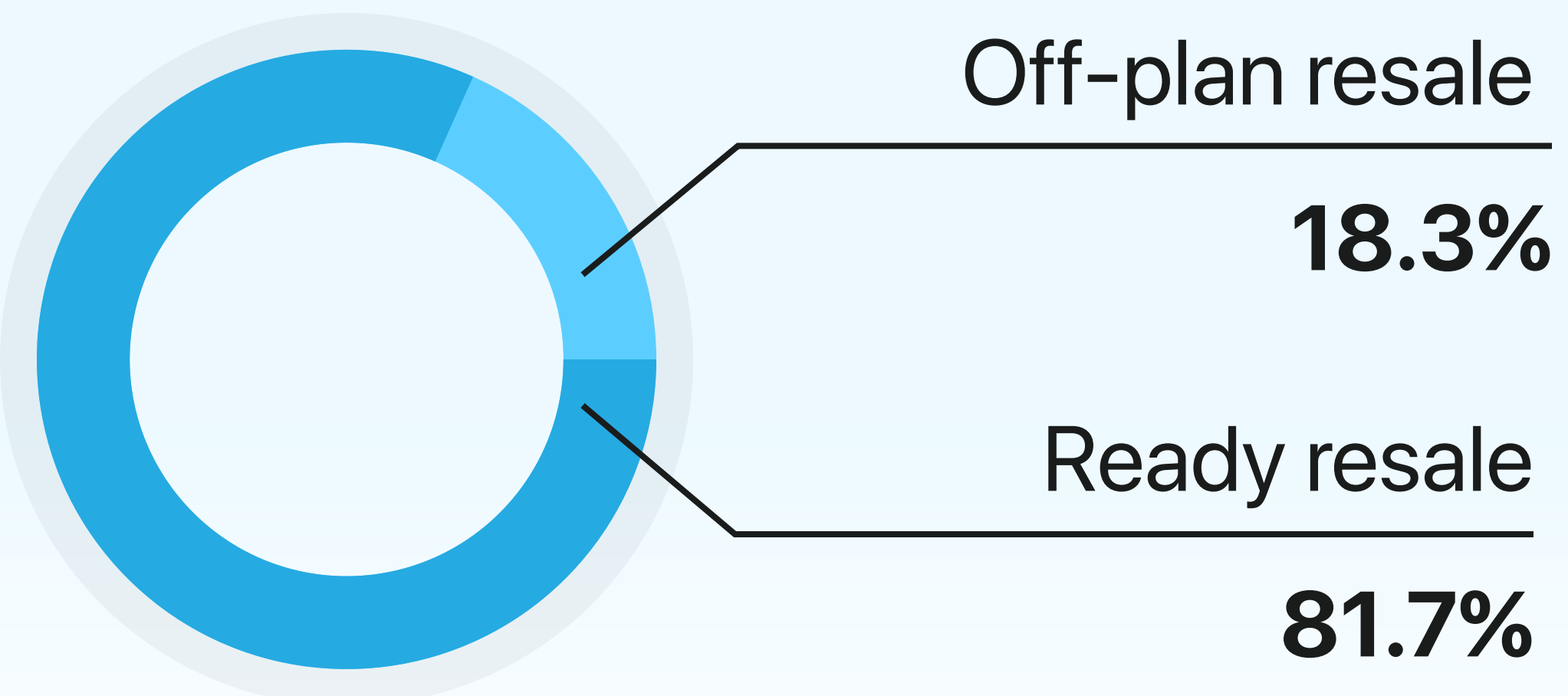
▲ +13.5%

759 Resale transactions

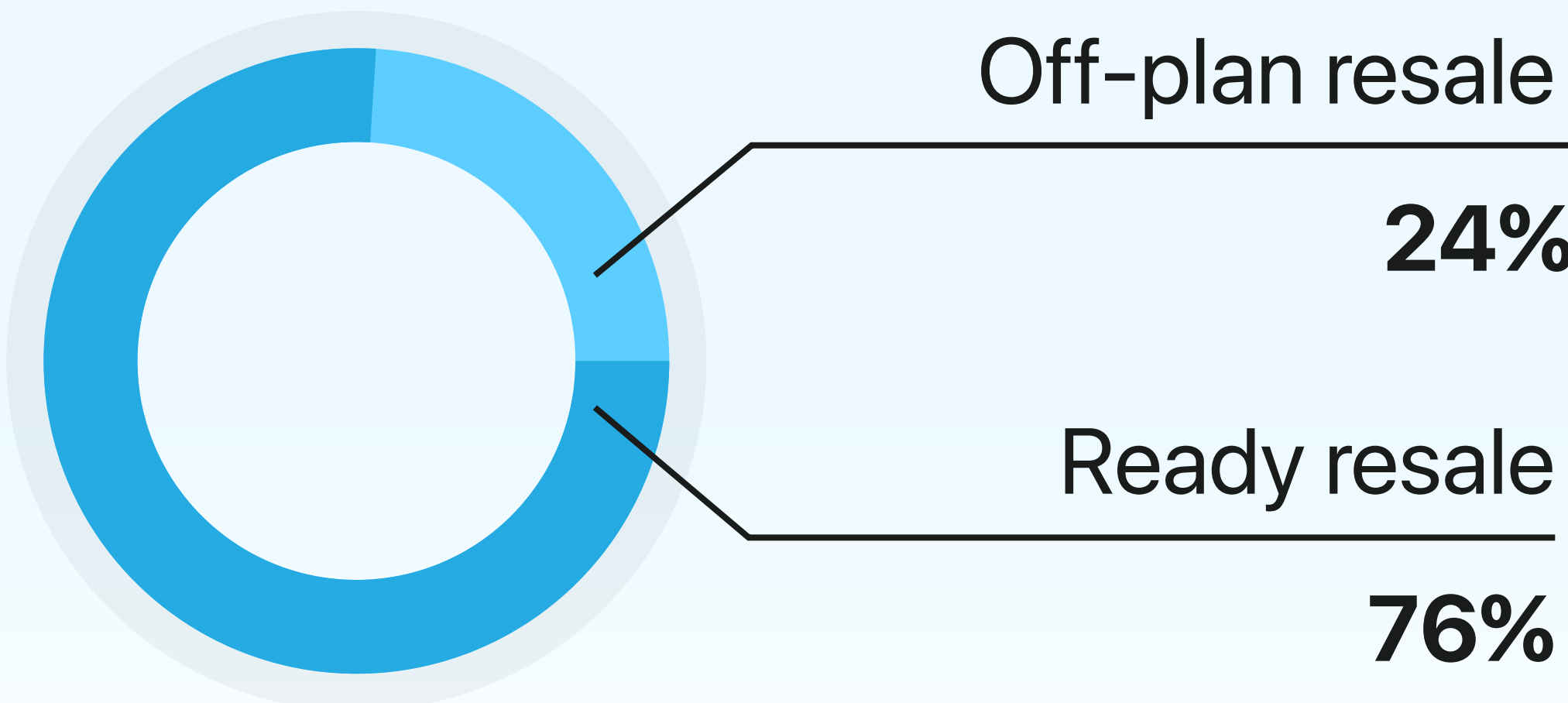
▲ +24.1%

AED 3B Total resale value

Transactions by Completion Status








AED Value by Completion Status



Average Resale Price

1st January - 31st March 2025


<div>Studio</div> <div>AED 1,364,116.8</div> <div>42 transactions ▲ 35.5%</div>	<div>1 </div> <div>AED 2,144,259.3</div> <div>280 transactions ▲ 6.9%</div>	<div>2 </div> <div>AED 3,795,360.7</div> <div>303 transactions ▲ 19.8%</div>
<div>3 </div> <div>AED 7,242,938.3</div> <div>118 transactions ▲ 10.3%</div>	<div>4 </div> <div>AED 22,994,321.7</div> <div>15 transactions ▲ 25%</div>	<div>5 </div> <div>AED 20,924,888</div> <div>1 transaction ▼ -50%</div>

*Not all recorded property transactions specify number of bedrooms

Most searched areas in

Downtown Dubai

Properties for sale



Rental Summary

AED 134

▶ 0%

Average price per sq. ft

Compared to Q1 2024

▼ -8.1%

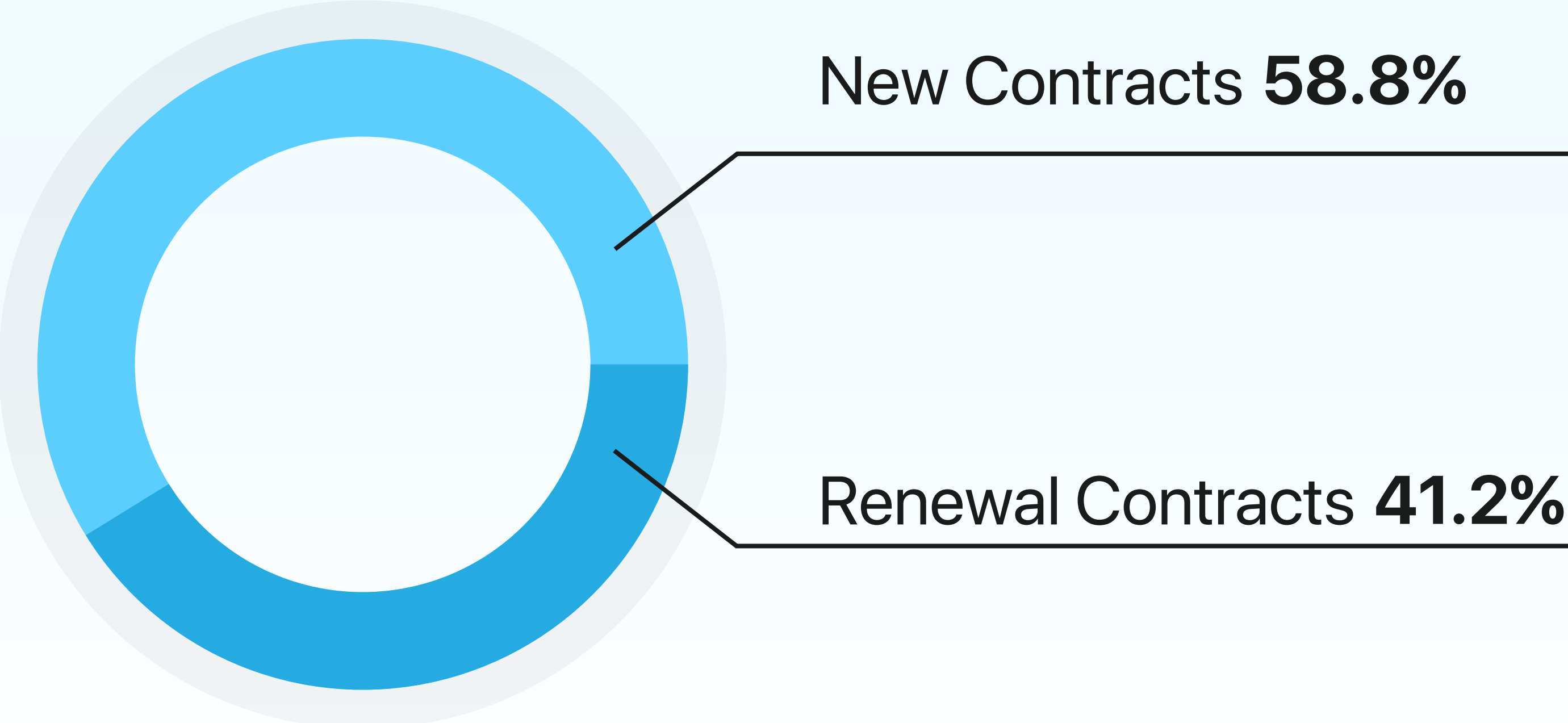
1,985 Rental transactions

▲ +0.7%

AED 343.6M Total rental value






6.04%

Gross rental yield



Average Rental Price

1st January - 31st March 2025

<div>Studio</div> <div>AED 77,654.6</div> <div>107 transactions ▼ -10.8%</div>	<div>1 </div> <div>AED 123,660.8</div> <div>808 transactions ▼ -12.6%</div>	<div>2 </div> <div>AED 201,788.6</div> <div>727 transactions ▼ -14.3%</div>
<div>3 </div> <div>AED 311,401.5</div> <div>174 transactions ▼ -15.5%</div>	<div>4 </div> <div>AED 674,388.9</div> <div>9 transactions ▲ 28.6%</div>	<div>5 </div> <div>AED 45,895</div> <div>3 transactions ▶ 0%</div>

*Not all recorded property transactions specify number of bedrooms