

Apartments in

Business Bay

Q1 2025 Resale Report

1st January - 31st March 2025

Powered by

PROPERTY
MONITOR

AED 2,039

▲ +11.6% Increased

Average price per sq. ft

Compared to Q1 2024

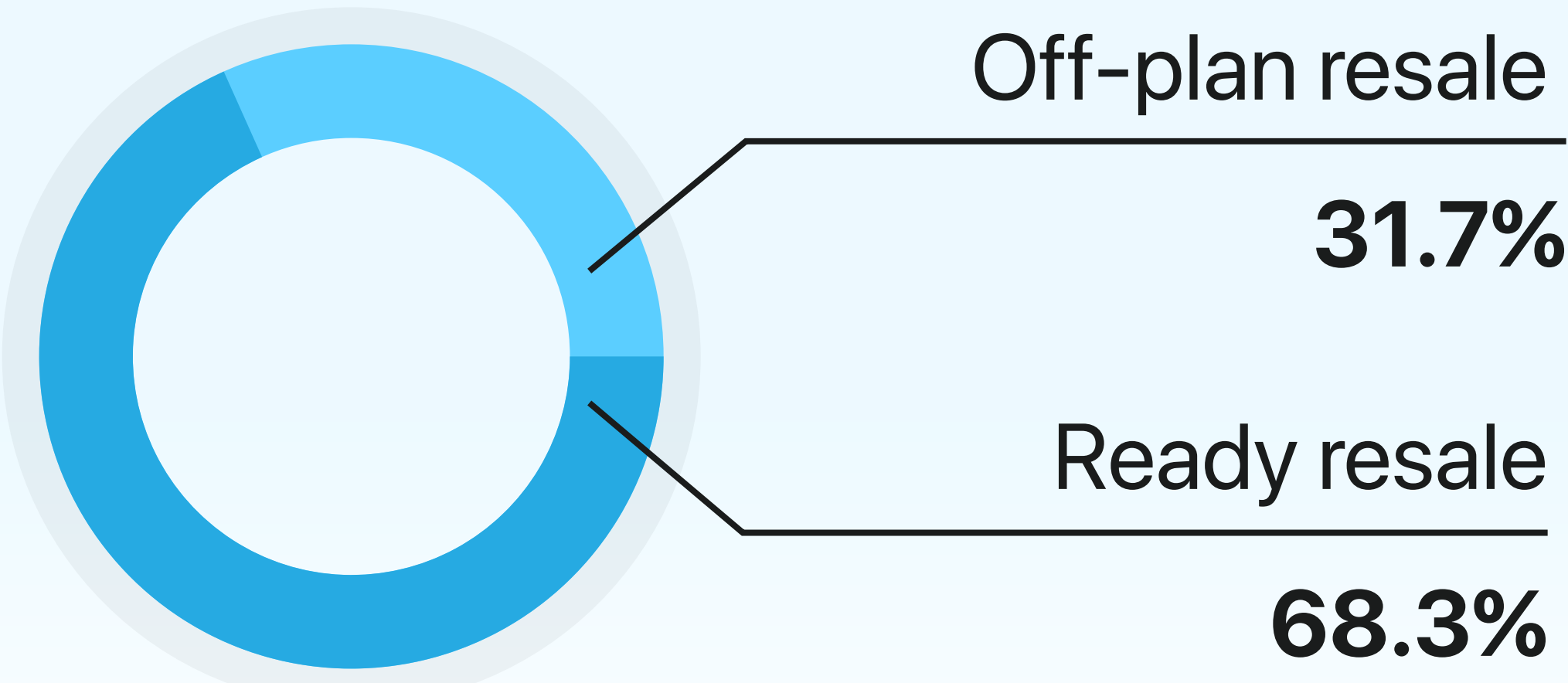
▲ +1.3%

958 Resale transactions

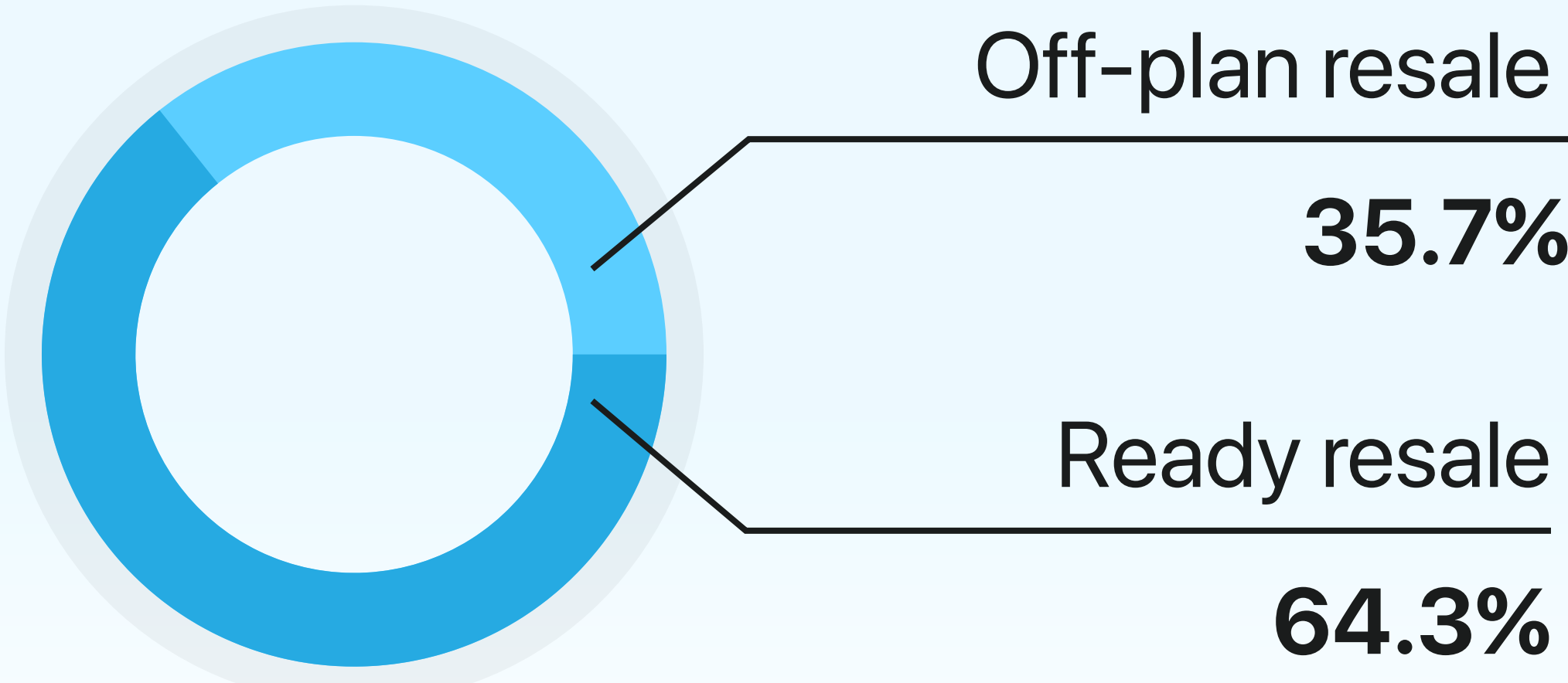
▲ +18.8%

AED 1.8B Total resale value

Transactions by Completion Status








AED Value by Completion Status



Average Resale Price

1st January - 31st March 2025

<div>Studio</div> <div>AED 1,039,846.5</div> <div>250 transactions ▼ -8.1%</div>	<div>1 </div> <div>AED 1,511,687</div> <div>418 transactions ▼ -6.5%</div>	<div>2 </div> <div>AED 2,531,912.4</div> <div>217 transactions ▲ 24.7%</div>
<div>3 </div> <div>AED 4,620,977</div> <div>60 transactions ▲ 33.3%</div>	<div>4 </div> <div>AED 5,639,222.2</div> <div>9 transactions ▲ 12.5%</div>	<div>5 </div> <div>AED 22,750,000</div> <div>2 transactions ► 0%</div>

*Not all recorded property transactions specify number of bedrooms

Most searched areas in

Business Bay

Properties for sale



Rental Summary

AED 115

▲ +7.5% Increased

Average price per sq. ft

Compared to Q1 2024

▼ -14.7%

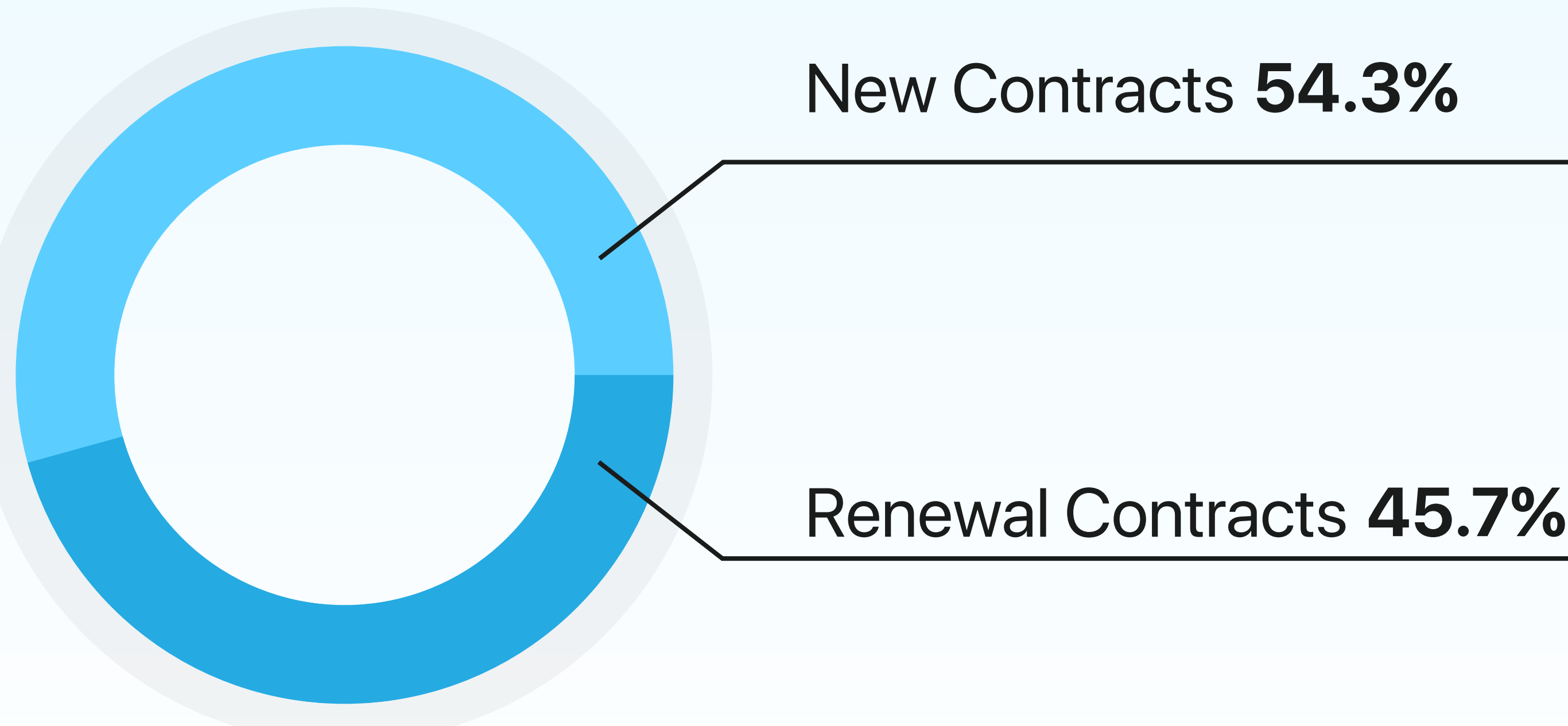
3,260 Rental transactions

▼ -8.4%

AED 349.1B Total rental value






6.99%

Gross rental yield



Average Rental Price

1st January - 31st March 2025

<div>Studio</div> <div>AED 67,342.1</div> <div>608 transactions ▼ -30%</div>	<div>1 </div> <div>AED 89,983.5</div> <div>1,165 transactions ▼ -14.7%</div>	<div>2 </div> <div>AED 127,332.3</div> <div>822 transactions ▼ -24.7%</div>
<div>3 </div> <div>AED 173,124.8</div> <div>257 transactions ▼ -28%</div>	<div>4 </div> <div>AED 298,171.1</div> <div>19 transactions ▼ -38.7%</div>	<div>5 </div> <div>AED 859,000</div> <div>2 transactions ► 0%</div>

*Not all recorded property transactions specify number of bedrooms