

Business Bay Apartments

2024 Resale Report

1st January - 31st December 2024

Powered by



PROPERTY MONITOR

AED 1,882 ▲ +11.2%

Average price per sq. ft

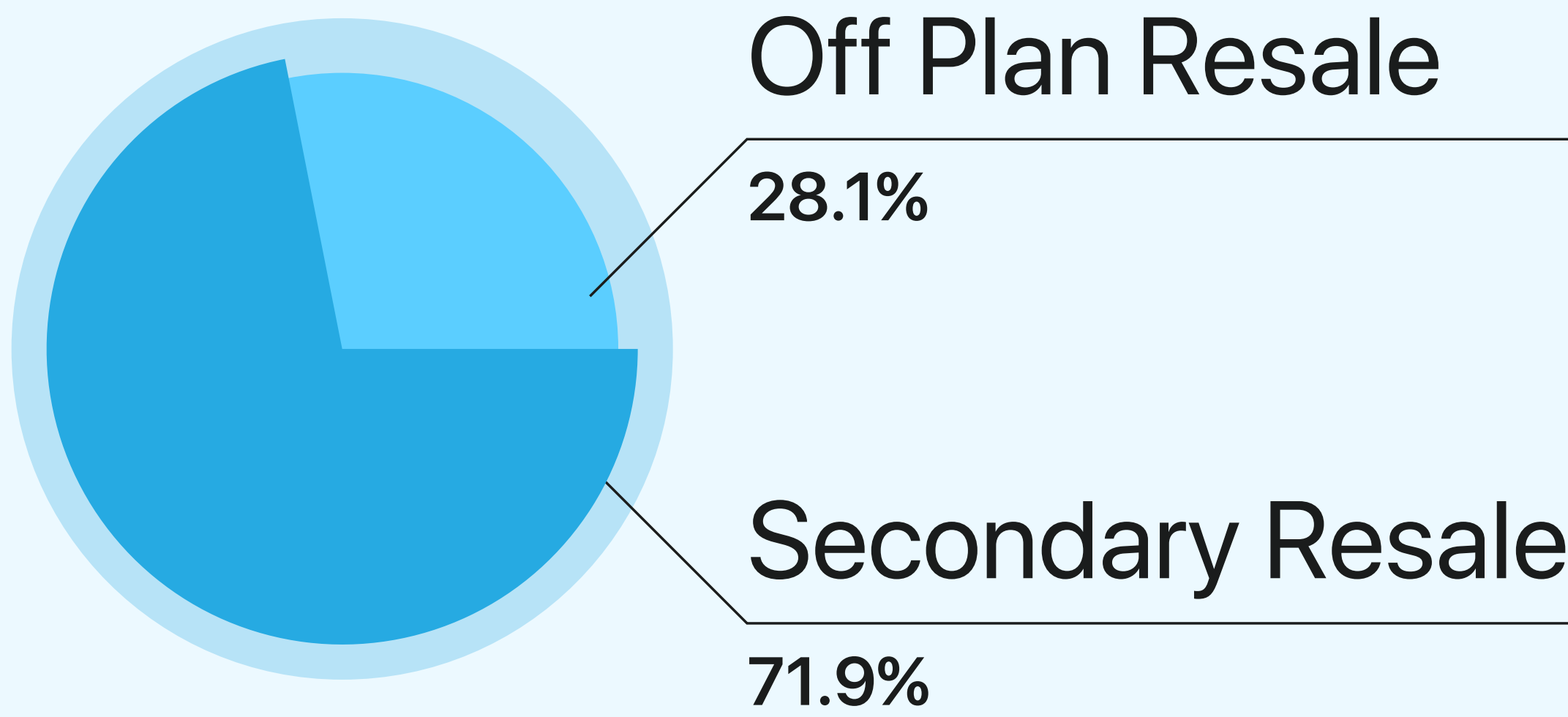
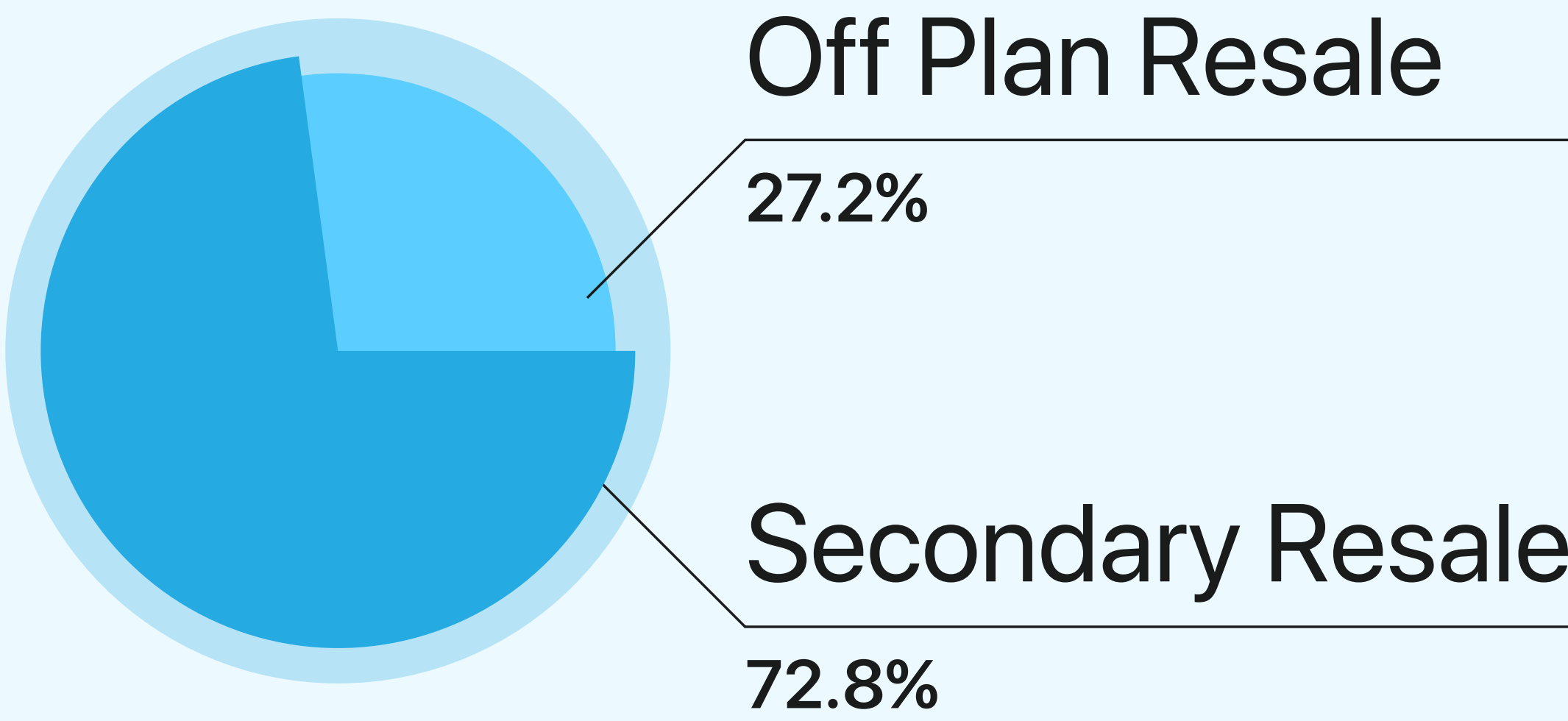
Compared to 2023

▲ +18.9%

3,957 resale transactions

▲ +44.4%

AED 7.074Bn total resale value



Average Resale Price

Per bedroom (2024)

| | | |
|--------|------------|--------------------|
| Studio | 985,871 | 1,097 transactions |
| 1 bed | 1,434,760 | 1,756 transactions |
| 2 bed | 2,474,657 | 834 transactions |
| 3 bed | 3,826,095 | 217 transactions |
| 4 bed | 10,499,890 | 47 transactions |
| 5 bed | 27,332,500 | 2 transactions |
| 6 bed | 16,000,000 | 1 transaction |

Most Expensive Resales

| | | |
|---|--|--|
| AED 91,350,000 Business Bay, The Lana 4 bedrooms | AED 57,500,000 Business Bay, The Lana 1 bedroom | AED 45,665,000 Business Bay, Volante Tower 5 bedrooms |
|---|--|--|

Rental Summary

AED 111 ▲ +16.0%

Average rental price per sq. ft

Compared to 2023

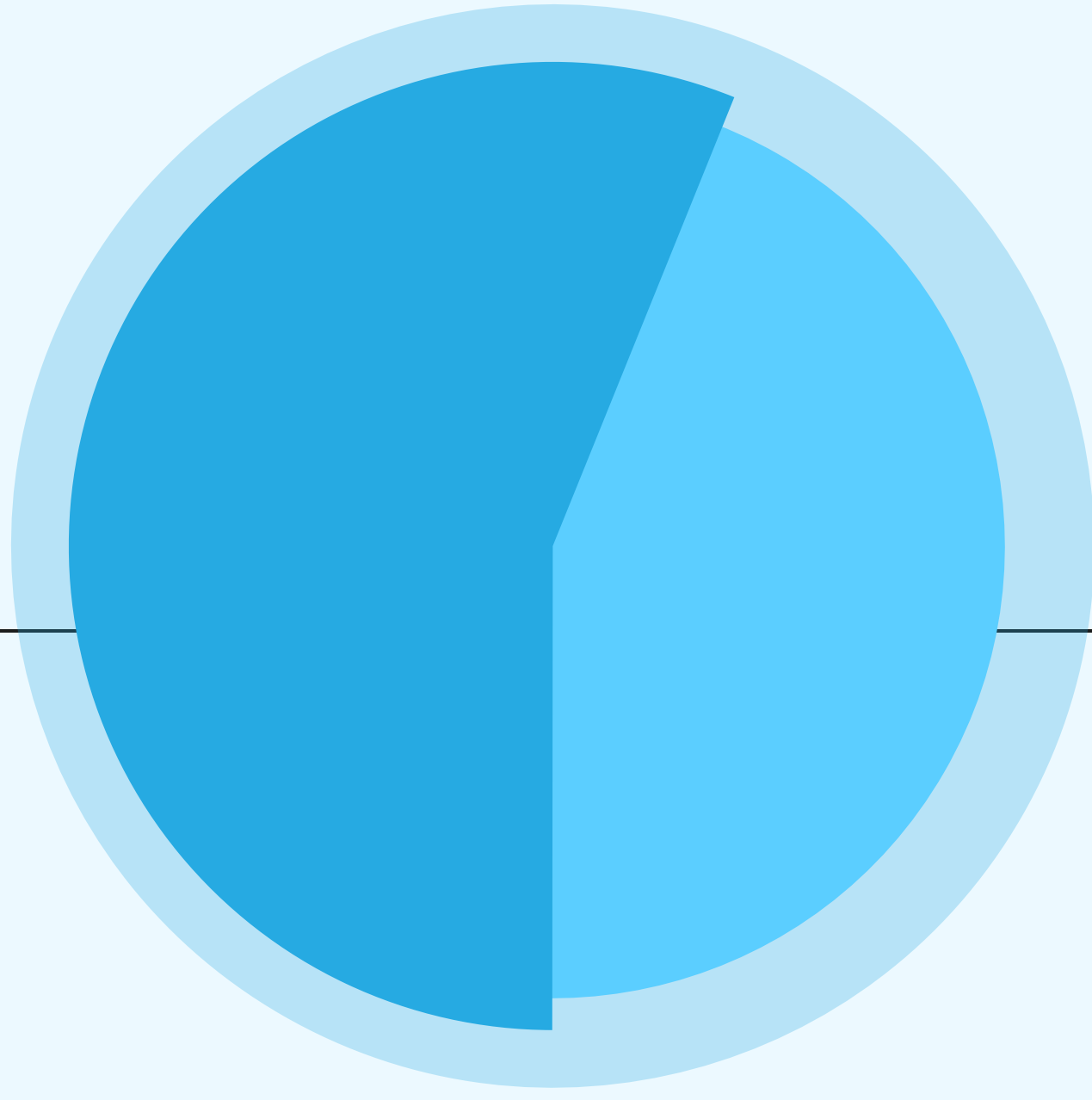
▲ +5.9%

15.281K rental transactions

▲ +17.0%

AED 1.582Bn total rental value

New Contracts 56.1%

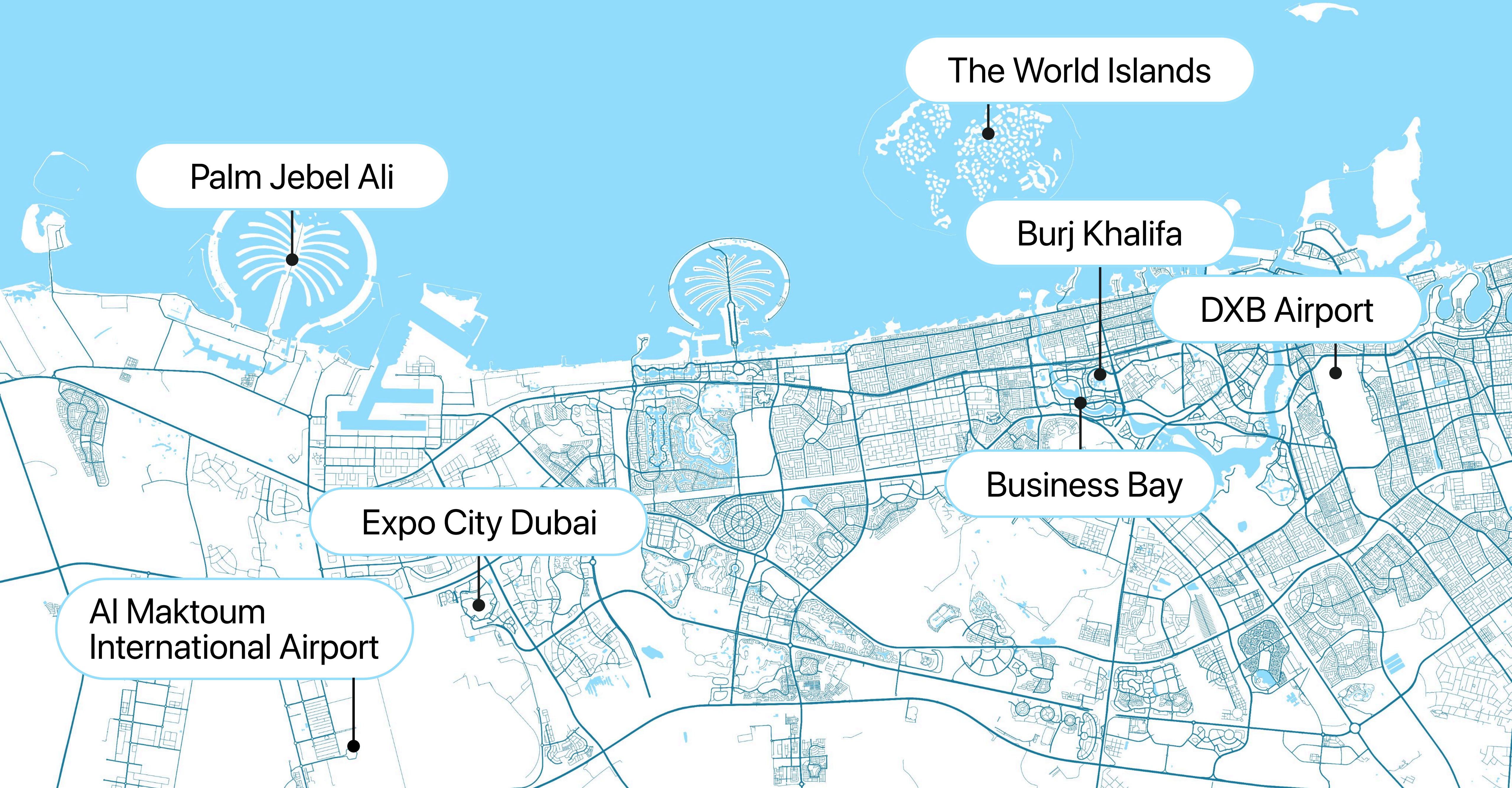


Renewal Contracts 43.9%

Average Rental Price

Per bedroom (2024)

| | | |
|--------|-----------|--------------------|
| Studio | 67,092 | 3,265 transactions |
| 1 bed | 88,509 | 5,475 transactions |
| 2 bed | 124,541 | 3,857 transactions |
| 3 bed | 169,335 | 1,193 transactions |
| 4 bed | 294,250 | 110 transactions |
| 5 bed | 1,576,666 | 3 transactions |
| 6 bed | 505,559 | 3 transactions |



METROPOLITAN PREMIUM PROPERTIES