

# Business Bay Apartments

## Q3 Resale Report

1st July - 30th September 2024

Powered by



PROPERTY  
MONITOR

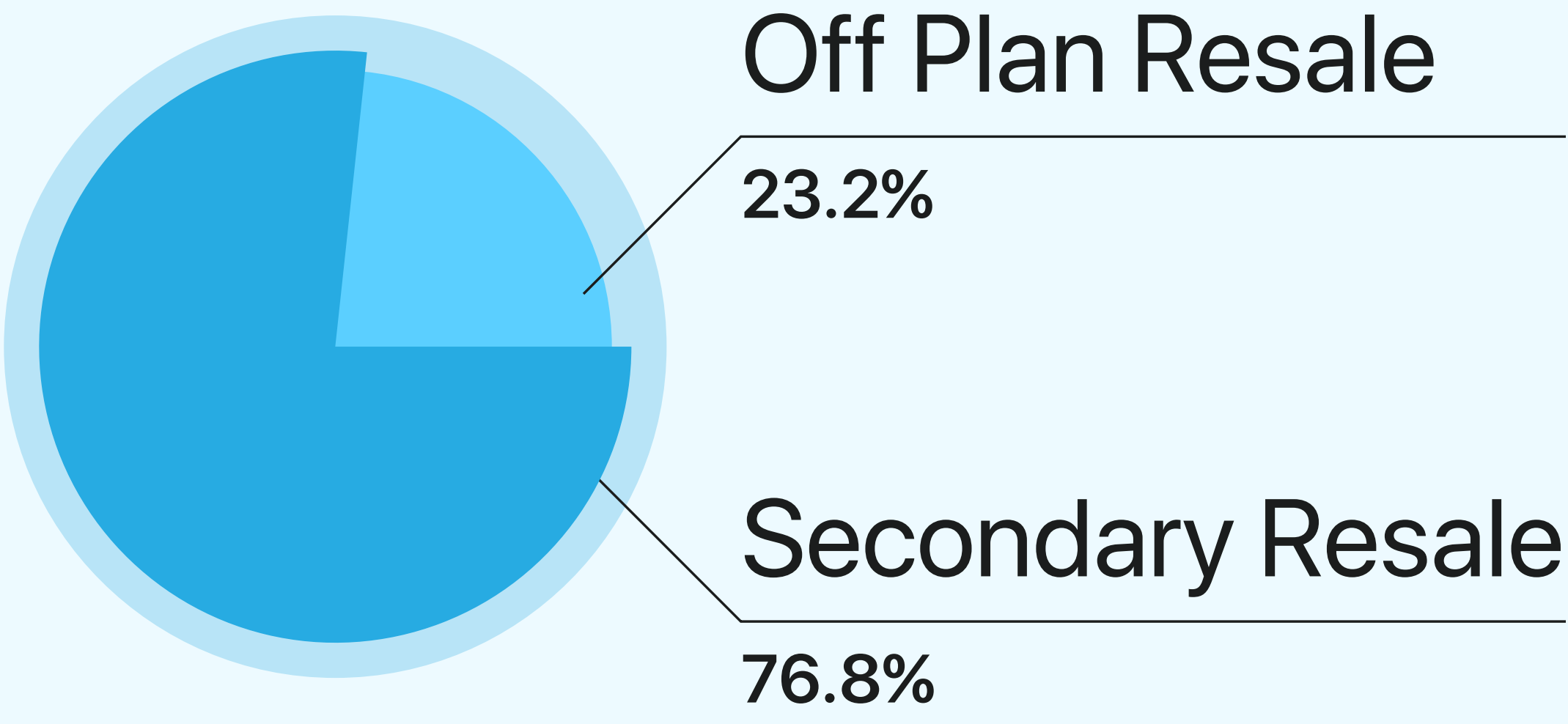
AED 1,813 ▲ +5.2%

Average price  
per sq. ft

Compared to Q3 2023

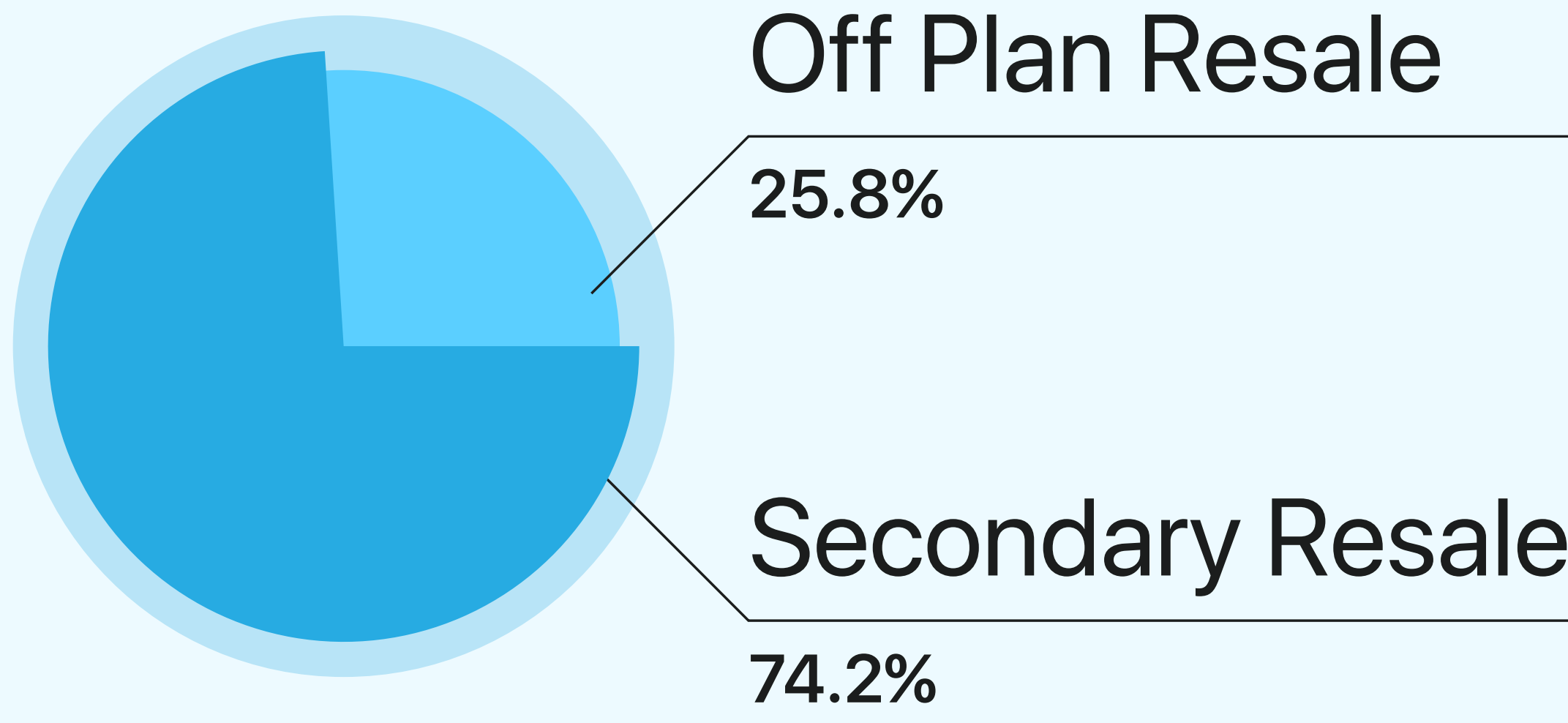
▼ -9.6%

891 resale transactions



▼ -2.2%

AED 1.495Bn total resale value



### Average Resale Price

Per bedroom (2024)

Studio	972,356	1 bed	1,429,255	2 bed	2,261,730
242 transactions		385 transactions		201 transactions	
3 bed	3,746,860	4 bed	4,383,610	6 bed	16,000,000
51 transactions		10 transactions		1 transaction	

### Most searched areas in Business Bay

Properties for sale (September 2024)

1. Executive Towers	
2. Regalia by Deyaar	
3. Zada Tower	
4. Al Habtoor City	
5. Peninsula	



### Rental Summary

AED 107 ▲ +16.5%

Average rental  
price per sq. ft

Compared to Q3 2023

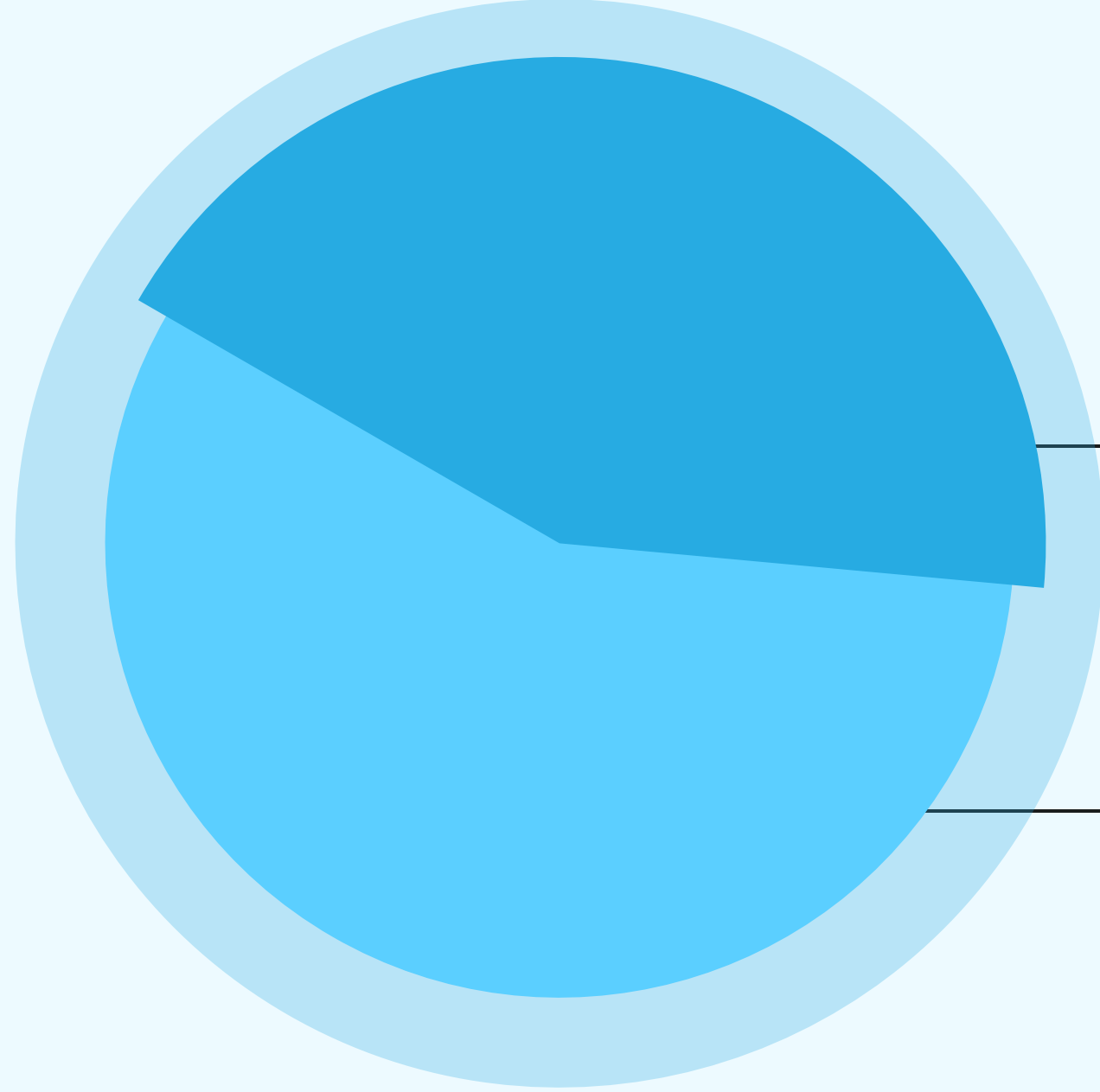
▼ -12.8%

3,288 rental transactions

▼ -5.5%

AED 326.240Mn total rental value

6.96% Gross rental yield



New Contracts 43.1%

Renewal Contracts 56.9%

### Average Rental Price

Per bedroom (2024)

Studio	65,561	1 bed	83,666	2 bed	123,074
725 transactions		1,227 transactions		826 transactions	
3 bed	170,683	4 bed	256,267	5 bed	1,025,000
264 transactions		22 transactions		1 transaction	

