

Dubai Creek Harbour

H1 2024 Resale Report

(1st January — 30th June)

Powered by



PROPERTY
MONITOR

This report is a summary of the key trends in the Dubai Creek Harbour real estate market from H1 2024. All data provided is from residential resale (off-plan and secondary) and rental (new and renewal contracts) apartment transactions.

▲ +14%
AED 2,151

Average price
per sq. ft

Compared to H1 2023

▼ -42.4%


804 transactions

▼ -31.2%

AED 2.011 Bn total resale value

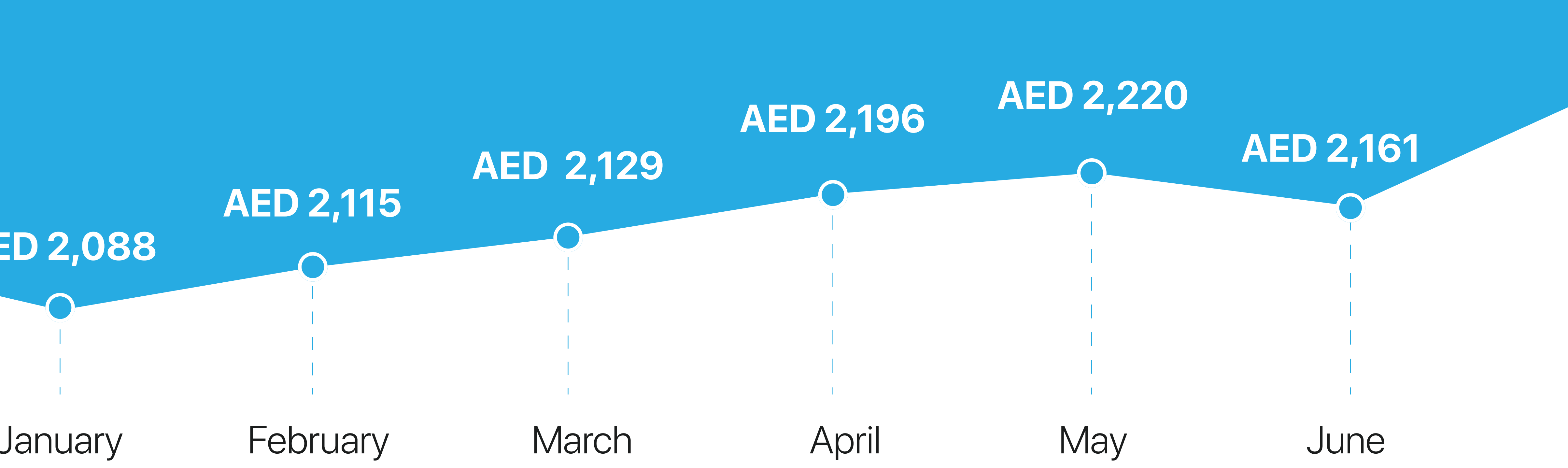
Transactions

Per month (2024)



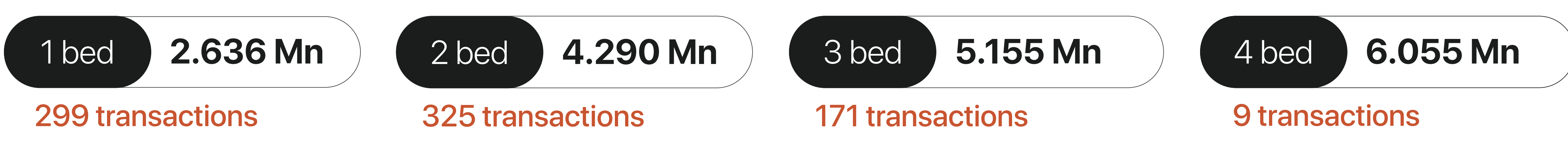
Price per sq. ft

Average per month (2024)



Average price

Per bedroom (2024)



Most searched areas in Dubai Creek Harbour

Properties for sale (June 2024)



Bayut

Average rental price per sq. ft

Compared to H1 2023

▲ +19.4%
AED 117

▲ +27.9%

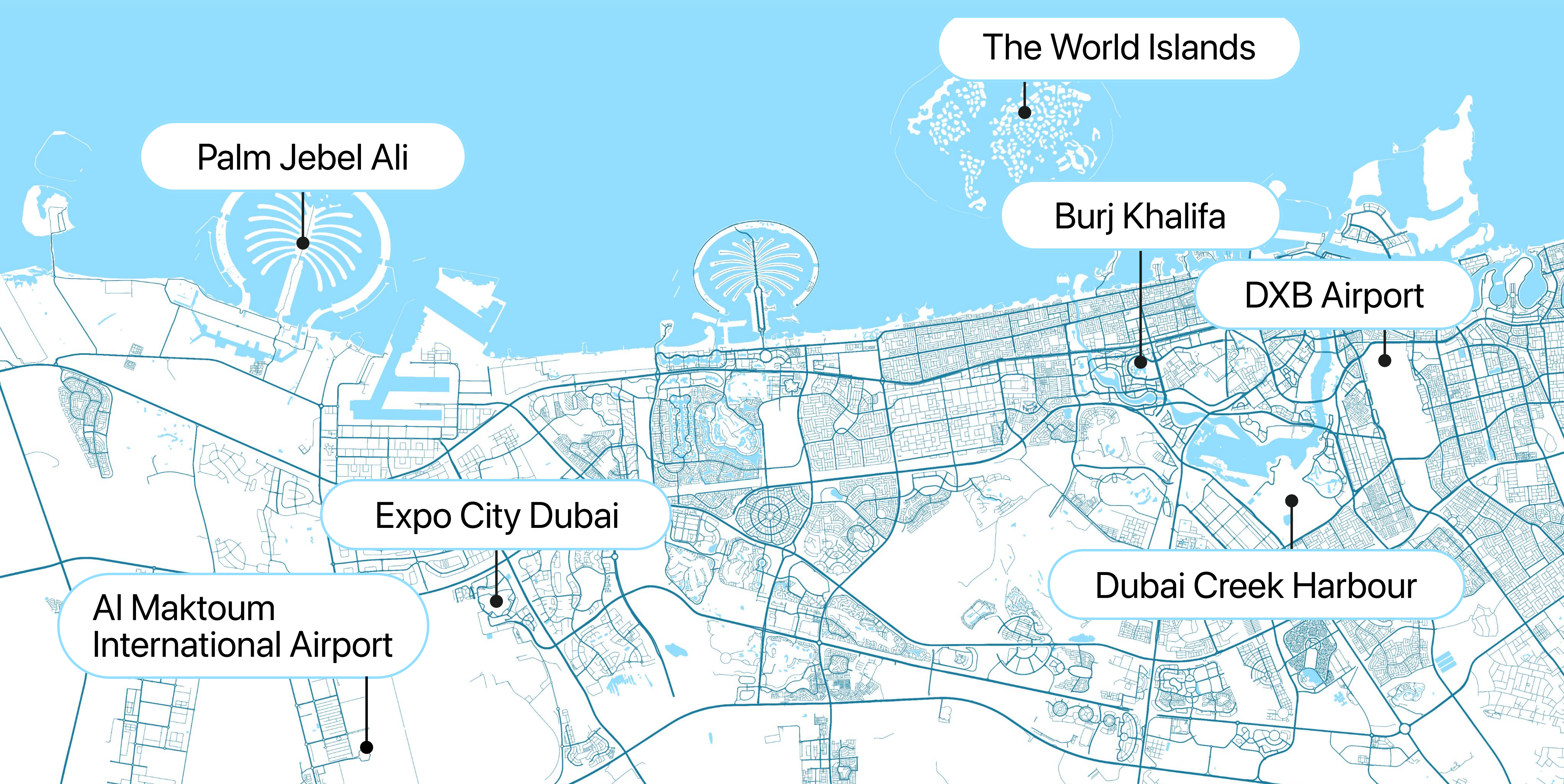

1737 transactions

▲ +44.6%

225.9 Mn total rental value

Rental price

Average per month (2024)



METROPOLITAN
PREMIUM PROPERTIES